




Adam Tas Corridor Energy

28 Cabinet Small Busbar Copper Rod Current Carrying Capacity





28 Cabinet Small Busbar Copper Rod Current Carrying Capacity

Busbar Size Calculator - Accurate Sizing According To

The Busbar Size Calculator helps engineers and electricians find the right copper or aluminum busbar dimensions based on current capacity, material



Busbar Current Calculator Online

Enter the breadth and thickness of the busbar; do not enter the length of the busbar. Then press the calculate button, you get the aluminium or copper busbar current



Pre-Terminated Patch Panel

- Multi-application support
- Flexible configuration
- Modular design



Multi-functional Sliding Patch Box, Modular



Modular Sliding Patch Box



Sliding Patch Box, Modular

Copper Busbar Current Carrying Capacity Chart (Size & Ampacity)

The current carrying capacity of a copper busbar depends on several factors including width, thickness, temperature rise, and installation environment. Below is a simplified reference chart

Busbar Current Calculator & Formula Online Calculator Ultra

Ambient temperature, ventilation, and installation conditions can impact the current



carrying capacity. This calculator provides a straightforward method for determining the current



Bus Bar Size Calculator

Current carrying capacity and budget as under size busbar can cause heating and damage in busbar while over size busbar can affect the cost of project. By using

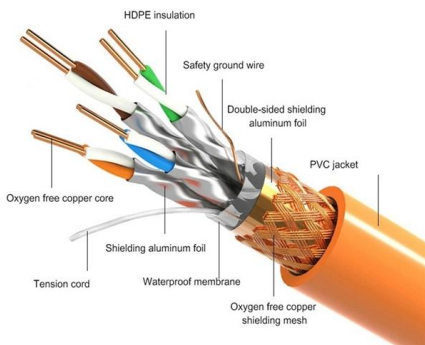


Copper for Busbars

In this new edition the calculation of current-carrying capacity has been greatly simplified by the provision of exact formulae for some common busbar configurations and graphical methods for



PRODUCT DETAILS




Busbar current carrying capacity calculator

Calculate the maximum continuous current-carrying capacity of copper or aluminum busbars based on size, material, ambient temperature, ventilation, and



Electrical: Bus Bar

Ampacities and Mechanical Properties of Rectangular Copper Busbars: Table 1. Ampacities of Copper No. 110 Ampacities of Copper No. 110 Busbars - Ampacities in the table below are for bus bars



Bus Bar Size Calculator , Copper & Aluminium Busbar Current Rating

Calculate the correct busbar size for copper or aluminium conductors using current, temperature rise, and material properties for safe power distribution.


Copper & Aluminum Busbar Ampacity, Sizing & Calculation Guide

Busbar ampacity (current-carrying capacity) and sizing are critical for safe, efficient electrical systems. This guide breaks down calculations, charts, and best practices for copper and



CURRENT CARRYING CAPACITY OF COPPER CONDUCTORS

Installation Conductors: aceways lessens the current carrying capacity. This restriction can be alleviated somewhat by using prope Taking into account all the variables involved, no simple chart of current



Microsoft Word

Normally Busbar System given are at 35 Deg .while in practice the temperature is about 50 Deg. So this variation leads to certain Deration in the carrying capacity of Busbar .



Busbar Current Calculator Online

Bus bar current Calculator: Enter the breadth and thickness of the busbar; do not enter the length of the busbar. Then press the calculate button, you get the



Copper Busbar: The Ultimate Guide to Applications,

Introduction In the world of electrical engineering and power distribution, copper busbars play a crucial role. These conductive bars, widely






Busbar Calculator -- Current Rating, Temperature Rise, IEC 61439

Busbar sizing calculator for copper and aluminum per IEC 61439. Current rating, temperature rise, short-circuit forces, and skin effect. User-selectable busbar dimensions.

Choosing the Right Copper Busbar: A Guide to Current Carrying Capacity

Flat busbars provide the optimal solution for high-voltage carrying, while thicker busbars for low voltage applications. Consider the environment: Consider the temperature and humidity



Copper Busbar Ampacity Table

Copper Busbar Ampacity Table The document provides tables with information on copper bus bar dimensions and their corresponding ampacity ratings at different

Copper Bus Bar Ampacity Tables

*Applicable to typical in-service conditions (indoors, 40°C ambient temperature), horizontal run on edge, and free from external magnetic influences. Furnished by Copper Development Association Inc.



Busbar Sizing and Current Capacity Guide

The current-carrying capacity of a busbar is usually determined by the maximum temperature at which the bar is permitted to operate, as defined by

Agrawal-30New

30.2 Current-carrying capacity of copper and aluminium conductors Earlier practice was to use copper in most applications in view of its rigidity and high conductivity.



Copper Busbar Current Carrying Capacity

Copper Busbar Current Carrying Capacity This document discusses methods for calculating the current-carrying capacity of busbars. It describes factors that



Busbar Current Calculator

The Busbar Current Calculator is a tool used to determine the current-carrying capacity of a busbar in electrical systems.



8-Port PLC Fiber Splitter Box
12-Port SC Fiber Splitter Box

Size: 235*215*75mm
Material: ABS, IP65,



Busbar Current Calculator & Formula Online Calculator Ultra

The ability to accurately calculate busbar current is vital in the design and operation of electrical power distribution systems. It ensures that busbars are neither overloaded nor


Busbar Current Capacity Calculator , Ampacity & Thermal Tool

Calculate busbar current capacity using DIN 43671. Supports Copper/Aluminum, parallel bar configurations, and plating factors for industrial design.



Copper Busbar Current Carrying Capacity , PDF

The document discusses the factors that determine the current-carrying capacity of busbars, including maximum permitted operating temperatures, methods of heat



Contact Us

For datasheets, pricing, or custom telecom energy solutions, please visit:
<https://www.koskolong.co.za>