




Adam Tas Corridor Energy

35kV Dual Busbar Voltage Switching





Overview

Short-circuit: 25–40 kA short-time withstand common; confirm with system fault study. Whether single or multiple busbars are necessary will depend mainly on how the system is operated and on the need for sectionalizing, to avoid excessive breaking capacities. Local ring-main units, customer transfer substations and switching substations of power supply and public utilities
Wind power plants and solar plants, hydroelectric power plants Data centers.
Functional Specification for 15 kV, 25 kV, or 35 kV Underground Distribution Switchgear Functional Specification for 15 kV, 25 kV, or 35 kV Underground Distribution Switchgear Scope This specification applies to three-phase, [select #] - way [select # -source, select # -tap], 50-60 Hz, fully dead. For a 200 MW photovoltaic power plant booster station, the installation of 35kV high-voltage switchgear and engineering construction program is a very critical part of the project, which is not only related to the safe and stable operation of the entire power plant, but also directly affects the. Suitable for the high voltage electrical apparatus of power plant, power transformer station at or under.



35kV Dual Busbar Voltage Switching



8DJH 36 for Secondary Distribution Systems up to 36 kV, Gas

Cable terminations, busbars and voltage transformers are surrounded by earthed layers in all feeders except for the air-insulated metering panels. All high-voltage parts including the cable terminations,

Types of Busbar Arrangements in Grid Stations and

The different types of busbar arrangements used in Grid stations and Substations. The Single, Mesh, Ring and Double Busbar arrangements.



ZX2 Gas-insulated medium voltage switchgear


Partitioned single or double busbar system for all applications - even with the most demanding parameters - up to 40 kV, up to 40 kA, for incoming feeders and sectionalizers up to 2500 A and for

35kV High Voltage Switchgear Installation and Engineering

Busbar: Select insulated busbar that meets the standard to ensure that it is made of good



material, has accurate dimensions, can withstand the design current and has good mechanical strength.



Length:16.6mm
Small-end inner diameter:1.1mm
Small-end outer diameter:2.2mm
Large-end inner diameter:3.1mm
Large-end outer diameter:4.6mm

Busbar Transfer Switching Guide

It outlines the necessary components for effective load switching, including busbar disconnectors and coupling circuit-breakers, and provides a step-by-step

Busway Medium Voltage

Switchgear Flanges Switchgear termination enclosures connect non-segregated phase bus to medium voltage switchgear, medium voltage motor control centers, and low voltage switchgear, switch



8DJH 36 for Secondary Distribution Systems up to 36 kV, Gas

Depending on their version, the sensors have a dual accuracy class; the output signal can be equally used for measuring, protection and, if required, earth-fault detection.



35kv/60Hz Switchgear Dual-Busbar Mine Power Center

KYN28 series alternating-current meta-clad and metal-enclosed with drawable switchgear is a complete of power distribution unit of three phase single busbar



Analysis of the Operational Reliability of Different Types

This study investigates the operational reliability of different types of switching substations within the context of power systems, employing the Monte

Double busbar switchgear for large plants

Cubicle Normal Clad cubicles with double busbar system are LSC2B (Loss of Service Continuity Category), in accordance with the IEC 62271-200



Substation Components--Part 5: Busbar Configurations

Substation Components--Part 5: Busbar Configurations Here, we provide an overview of common substation busbar configurations--Single Bus,



"Busbar Systems"

Switching operations as part of high voltage technology require elaborate switches for disconnecting the electric circuits. These switches must be capable of disconnecting the full operating current, as well




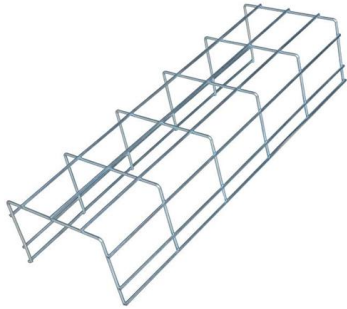
TPEL2691668

2) Stray inductance: The stray inductance defines the volt-age spike during turn-off transient of the switching device. A high voltage spike, which may damage the semiconductors, is caused by a large

Busbar Design for High-Power SiC Converters

Busbars are critical components that connect high-current and high-voltage subcomponents in high-power converters. This paper reviews the latest



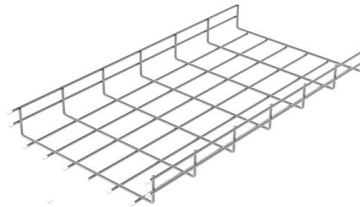


35 kV Switchgear: High-Voltage Distribution Design Guide

Enwei Electric provides 35 kV switchgear with vacuum interrupters, robust bus systems, arc-resistant options, and modern relay suites. See Enwei switchgear

Power Xpert UX 24 leaflet

Power Xpert UX - Double busbar Eaton's Power Xpert UX system in double busbar configuration is designed for your most critical applications up to 24kV and delivers increased flexibility, reliability and



GIS NXPLUS Catalogue EN

All high-voltage parts including the cable terminations, busbars and voltage transformers are metal-enclosed Capacitive voltage detecting system to verify safe isolation from supply Operating

Circuit configurations (single line diagrams) for HV and

Circuit configurations The circuit configurations for high- and medium-voltage switchgear installations are governed by operational considerations.



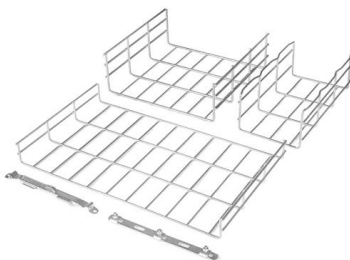
ALPHA®-2S Medium Voltage Double Busbar Switchgear

K-11.1.2 Catalogue EN We Create Ideas With Power! e2ALPHA-2S double busbar switchgear is designed for use in primary and secondary electric energy distribution in key power facilities such as



35kV F Busbar system

35kV Test Cable Suitable for Electric Performance Test of apparatus with inner cone socket, such as gas insulated switch and transformer etc. and can be used repeatedly. Standard :GB/T12706.4-2002



Medium-Voltage Switchgear 35 kV

KYN-61, KRU 35 kV medium-voltage switchgear for safe power reception and distribution; suited to substations with high fault levels and digital protection.



Six common bus configurations in substations up to 345 kV

This technical article explains six most common bus configurations used for distribution, transmission, or switching substations at voltages up to 345

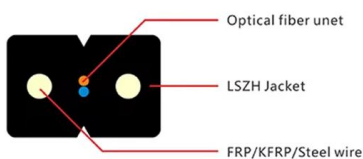


BEST PRACTICES FOR OFFSHORE SUBSTATION BUSBAR

The objectives of the assignment can be summarized as below: To showcase examples of the best practices in Europe on different busbar schemes that are used on offshore substations for offshore

Typical Gas Insulated Switchgear (GIS) Layout

Operational requirements and reliability of the power system are major aspects used to determine the gas-insulated switchgear(GIS) layout.



Functional Specification for 15 kV, 25 kV, or 35 kV Underground

The visible break option will consist of an isolating switch, in series with the vacuum switch, which meets all of the continuous current and voltage ratings of the switchgear.



ABB MV Switchgear - Single Busbar Or Double Busbar?

Although separate busbar sections exist, the switchgear classification will remain a single busbar arrangement, as each circuit (incomer or feeder) is



Substation Switching Schemes

Switching Scheme Of Substation Switching scheme of substation determines the electrical and physical arrangement of the switching equipment. Different switching schemes can be selected as emphasis

Contact Us

For datasheets, pricing, or custom telecom energy solutions, please visit:
<https://www.koskolong.co.za>