



Adam Tas Corridor Energy

Busbar Low-Voltage Phase Comparison Operation





Busbar Low-Voltage Phase Comparison Operation



Phase to Phase Clearance as per IEC 61439: Best Guide

Learn the exact phase to phase clearance as per IEC 61439. This guide explains minimum distances, safety rules, design considerations, and

Distinguishing High and Low Voltage Busbars

Low voltage busbars have smaller cross-sections with different current density considerations. Insulation Level: High voltage busbars require higher-grade insulation materials for safe operation at elevated



Busbar Basics: Understanding the Fundamentals of Electrical

The importance of low electrical resistance and minimal impedance in busbar design is emphasized to ensure efficient power distribution. Types of Busbars and Their Applications Here, we explore the

Guide to Low Voltage Busbar Trunking Systems Verified to BS EN

Guide to Low Voltage Busbar Trunking Systems Verified to BS EN 61439-6 5 Busbar Trunking



System : An enclosed electrical distribution system comprising solid conductors separated by insulating



Guide to Low Voltage Busbar Trunking Systems Verified to BS EN

The object for this guide is to provide an easily understood document, aiding interpretation of the requirements to which Busbar Trunking Systems are designed and how they should be safely

Busbar Systems

The voltages of the busbars, the currents flowing through the circuit breaker, and status messages can be displayed with the software for the incoming and outgoing fields. 1. Description Three-phase



Low-Voltage Busbar Short-Circuit Lorentz Force

In this article, EMS will compute the Lorentz force of a low-voltage busbar system during a short-circuit scenario, comparing the results with analytical solutions.



Electrodynamic Forces in Main Three-Phase Busbar

The paper presents a comparison of the axial force acting on the concentric windings of a step-up transformer with and without MMF, during false




Agrawal-28New

Since the proximity effect in terms of X_a is only little compared to conventional busbars, the system does not call for a special enclosure treatment to dissipate excessive magnetic heat or phase transposition


Catalog Extract LV 10 - 10/2022

Our busbar systems for electrical installations offer a particularly easy way of fitting distribution systems with electrotechnical components. The modular design saves space, while quick assembly contacts



Busbar system

Whether 1-phase, 3-phase or low-voltage system: each variant has its specific advantages and areas of application. While the single-circuit track impresses with its ease of use and good price-performance




Copper Busbar Selection: A Deep Dive for Electrical Engineers

I. Introduction: Copper Busbar Selection -- A Core Tenet of Electrical Design In power engineering, particularly within low-voltage



BUSBAR PROTECTION

Other busbar arrangements, reliability principles and tripping criteria which support the functionality of busbar protection (check zone logic, the directional principle, the saturation detection, voltage and



High Voltage Busbar Protection

Some early busbar protection configurations applied a low impedance differential system that has a relatively long operation time, of up to 0.5 seconds. The foundation of most modern configurations is



IEC 61439 Busbar Standard: A Guide to Low-Voltage

This standard covers busbars used for low-voltage assemblies, power distribution, photovoltaic power systems, and electrical energy control. The IEC

Multiphysics analysis of busbars with various arrangements under

Moreover, several low-voltage high-power switchgears with various busbar arrangements used in cement industry have been investigated. The proposed multiphysics analysis has been applied to the



IEC 61439 Standards-R1

The rated operational voltage of an equipment is a value of voltage which, combined with a rated operational current, determines the application of the equipment and to which the relevant tests and





Application Manual REB611 Protection and Control Busbar and

Conformity equipment for use within specified voltage limits (Low-voltage directive 2014/35/EU). This conformity is the result of tests conducted by ABB in accordance with the product standard EN 60255



The Ultimate Guide to Electrical Busbars [May 2026]

A single fault can disrupt operations if no redundancy is built in. 2. Double Busbar System
This system takes reliability to the next level by


IEC 61439 Busbar Standard: A Guide to Low-Voltage

Figure 1: Busbar Standard Scope of IEC 61439
The IEC 61439 standard applies to busbar assemblies that will be installed in electrical



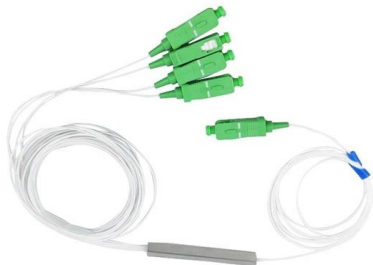
Mathematical Models of the Phase Voltages of High-,

Then, the results obtained using the established mathematical models were compared with those obtained experimentally by provoking a single-phase



Low Voltage Busbar Trunking Guide , PDF , Electrical

This document provides guidance on low voltage busbar trunking systems according to BS EN 61439-6. It defines busbar trunking systems and components, and



Catalog Extract LV 10 - 10/2022

Busbar supports 1) 3P/5P Flat copper profiles
Rated operational voltage U_e IEC UL 508 Short-circuit current Article No. rating SCCR 3-pole

Busbar system

In contrast to the high-voltage systems, which are operated directly with 230 volts, the low-voltage track works with a significantly lower voltage - usually 12 or 24 volts. This is provided by a transformer that





Mathematical Models of the Phase Voltages of High-, Medium

First, the mathematical models for the calculation of the phase voltages, the dissymmetry and asymmetry coefficients, the reduction coefficient of the plus sequence component, and the effective

Creepage and clearance in low voltage switchboards

Learn about clearances and creepage distances in LV electrical switchboards. Understand the importance of complying to IEC 61439.



Busbar Design: How to Spare NanoHenries

Abstract-- This paper intends to compare the many different solutions available to design a busbar interconnection. Starting from a single copper plate and going to multilayer busbars, the influence of

Electrodynamic forces on busbars in LV systems

3. electrodynamic forces in a three-phase busbar on a two or three-phase fault Consideration of three-phase busbar peculiarities when designing busbars for LV switchboards and prefabricated ducts, and



Contact Us

For datasheets, pricing, or custom telecom energy solutions, please visit:
<https://www.koskolong.co.za>