



Adam Tas Corridor Energy

Calculation of Relay Protection Allocation Factors





Calculation of Relay Protection Allocation Factors

Relay Coordination Study: Selectivity Calculations , EEP



The scope of study involves calculating the settings for protective relays to achieve selectivity during faults occurring in the electrical network for the

Relay protection sensitivity integrated optimal placement and capacity

To address this challenge, a new optimization model integrated with the relay protection sensitivity to maximize the inverter interfaced distributed generator (IIDG) penetration level while



Relay Time Calculation Formulas , True Geometry's Blog

The formula for operating time is a simplified representation and might vary depending on the specific relay characteristics and manufacturer's data. Always refer to the manufacturer's




Basic protection relay knowledge

Various application for automatically transferring supply to a healthy incoming feeder to increase manufacturing time that is truly productive which



includes three main factors: availability,



Calculation Tools for Distribution System Protection

This calculator performs basic distribution system protection calculations, including base current, secondary current, plug setting multiplier, and relay operating time.

CALCULATION AND SETTING OF RELAYS IN TRANSMISSION

Abstract. This article deals with the issue of protective relays in terms of protecting high voltage lines. At the beginning of the article it is drawn up process to protect power lines. Consequently, it is shown



The basic calculation of transmission line protection , EEP

Transmission line protection The excessive currents accompanying a fault, are the basis of overcurrent protection schemes. For transmission line





A comprehensive guide to correct calculation for

By following calculations meticulously, engineers can ensure the optimal performance of the relay in differential protection settings.



2017-51(5)-2.vp

In addition, these software products are in many respects only copying the guidelines for calculating settings and are intended for assistance to the protection engineer. Method of formalized matrix


Principles and Characteristics of Distance Protection

Distance protection, in its basic form, is a non-unit system of protection offering considerable economic and technical advantages. Unlike




Automated Calculation and Coordination of Protective Relay Settings

Development of new methods of automated coordination of traditional step-type protection and multidimensional protection based on statistical principles is necessary for creation of an



Relay protection sensitivity integrated optimal placement and capacity

The IIDG effect on the relay protection sensitivity was analysed and the relay protection sensitivity re-evaluation method was developed. The relay protection sensitivity evaluation was



Relay Protection Settings (PSM, TSM, EL, OL, MF)

Protection relays employ a wide range of configurable parameters to identify defects & trip the breaker in a controlled & selected manner.



Calculation of the relay protection and automation failure risk with

Calculation of the relay protection and automation failure risk with consideration of systemic factors Published in: 2018 IEEE 59th International Scientific Conference on Power and



Basic Transformer Differential Protection Calculation

A step-by-step transformer differential protection calculation for a 25/33MVA Delta-Wye transformer using SEL-387A transformer differential



Relay Protection in HV/MV Substations: Calculations,

Introduction Relay protection is essential to ensure the stability, reliability, and safety of electrical power systems. In HV (High Voltage) and MV



Relay Settings Calculations - Electrical Engineering

This technical report refers to the electrical protection of all 132kV switchgear. These settings may be re-evaluated during the commissioning, according to actual and



RELAY SETTING CALCULATION

To determine stability voltage for through fault
Vs' Voltage across the relay at IFS (VS) CT
Resistance (RCT)



Basic protection relay knowledge

On the other hand, unselective protection operation in the extra high voltage network - i.e. at the national grid level- may endanger the stability of the whole power system, possibly leading to a

Mastering Distance Protection and Calculations: Never

Deep understanding of the nuanced factors that influence distance protection accuracy, contributing to reliable power system operations.





A Guide for Calculating Step Distance Relay Settings



Calculating & Storing Relay Setting Philosophy
Utilities can use a Word document or spreadsheets to document the step-by-step calculations of this philosophy, or they can now use a software

Motor pf correction_applguide_756152ENa.fm

The present document discusses the effect of power factor (pf) correction of 3-phase asynchronous motors on the settings of motor protection relays. The calculation of the corrected rated current of the



CALCULATION AND SETTING OF RELAYS IN TRANSMISSION

The proposal itself and define the different protection zones should be based on impedance lines to be determined by the calculation referred to in the previous section of this article.

2023-57(6)-1.vp

Automated Calculation of the Operation Parameters of the Relay Protection in 6 - 35 kV Distribution Network 941 cluded that conventional overcurrent protection (OCP) and distance protection (DP)



Relay protection setting calculation system in distribution networks

With continuous development of distribution power network, the higher reliability of distribution system is required. Fault and its impact must be reduced to ensure reliable power supply in the operation of

Relay Settings Calculations

Protection selectivity is partly considered in this report, and could be also reevaluated. Names of parameters in this calculation may differ from those in appropriate device.



Contact Us

For datasheets, pricing, or custom telecom energy solutions, please visit:
<https://www.koskolong.co.za>