



**Adam Tas Corridor Energy**

# **Data Center Energy Trend Chart**





## Data Center Energy Trend Chart

---



### AI: Five charts that put data-centre energy use - and

As shown in the chart below, data centres are currently responsible for just over 1% of global electricity demand and 0.5% of CO2 emissions,

### Global Energy Trends: Clean Energy Growth and Rising Demand

We explore the data to see where the clean energy transition stands today, from rising investment and job growth to grid needs and critical mineral demand.



### Data center sustainability , Deloitte insights


AI-driven data center power consumption will continue to surge, but data centers are not--in fact--that big a part of global energy demand. Deloitte predicts data

### Stainless Steel (304) Price Trend, Index, Chart, Database

Procurement Resource provides latest Stainless Steel (304) prices and a graphing tool to track



prices over time, compare prices across countries, and customize price data.





### Chart: Data Center Energy Consumption Surges Amid

As the following chart shows, a range of energy sources will be needed to meet global data centers' growing electricity needs. The composition of

### Chart: How Energy Intensive Are Data Centers? , Statista

This chart shows the estimated electricity consumption of data centers compared to selected countries in TWh.



### Data Center Energy Consumption Statistics & Data (2026)

Explore data center energy consumption statistics and key trends. Learn efficiency benchmarks and insights shaping sustainable infrastructure



## AI is poised to drive 160% increase in data center power

Goldman Sachs Research estimates the overall increase in data center power consumption from AI to be on the order of 200 terawatt-hours per



## Chart: Data Center Energy Consumption Surges Amid

This chart shows electricity generation to supply data centers, by energy source (in TWh).

## Alternative Fuels Data Center: Maps and Data

Maps and Data - Average Fuel Economy by Major Vehicle Category Find maps and charts showing transportation data and trends related to alternative fuels and vehicles.



## DOE Releases New Report Evaluating Increase in

The report finds that data centers consumed about 4.4% of total U.S. electricity in 2023 and are expected to consume approximately 6.7 to 12% of total



## Data Center Energy Consumption Forecast, 2024-2030

ABI Research predicts the number of public data centers worldwide will quadruple by 2030, driving up data center energy demand significantly. With



## Gartner Says Electricity Demand for Data Centers to


Electricity demand for data centers worldwide is projected to grow 16% in 2025 and to double by 2030, according to Gartner, Inc., a business and



## 2026 Data Center Power Report

Executive Summary One year ago, Bloom Energy's inaugural Data Center Power Report documented an emerging reality: AI-driven compute demand was beginning to outpace the grid's ability to deliver





## US data centers' energy use amid the artificial

Data centers accounted for 4% of total U.S. electricity use in 2024. Their energy demand is expected to more than double by 2030.

## Global trends in internet traffic, data centres workloads and data

Global trends in internet traffic, data centres workloads and data centre energy use, 2010-2020 - Chart and data by the International Energy Agency.



## Solar Energy Trend, News, Database, Market Analysis, Chart

Procurement Resource offers the latest solar energy prices, a graphing tool to track and compare prices over time and across countries, and customizable price data.


## CO<sub>2</sub> and Greenhouse Gas Emissions

Human emissions of greenhouse gases are the primary driver of climate change today. CO<sub>2</sub> and other greenhouse gases like methane and nitrous oxide are



### **Meeting the Moment: Industry Leaders Chart the Course**

Utility-Scale Solar Surges On Regardless of what happens with data center demand, solar photovoltaic (PV) technology will remain the powerhouse of



### **AI's Power Surge: The Looming Data Center Energy**

Demand is expected to continue rising after 2027, but the rate is highly uncertain. It will depend on generative AI adoption, regulations, the data center supply chain's



### **2025: The year the Frontier Firm is born**

The Work Trend Index survey was conducted by an independent research firm, Edelman Data x Intelligence, among 31,000 full-time employed or





Hier sollte eine Beschreibung angezeigt werden, diese Seite lässt dies jedoch nicht zu.



## Copper Price Update: Q1 2026 in Review , INN

Base-level demand is set to outgrow supply on its own, but additional factors like the energy transition, artificial intelligence data centers and electric


## 2024 United States Data Center Energy Usage Report

The Energy Act of 2020 calls for the U.S. Department of Energy to make available to the public an update to Lawrence Berkeley National Laboratory's prior study entitled United States Data Center



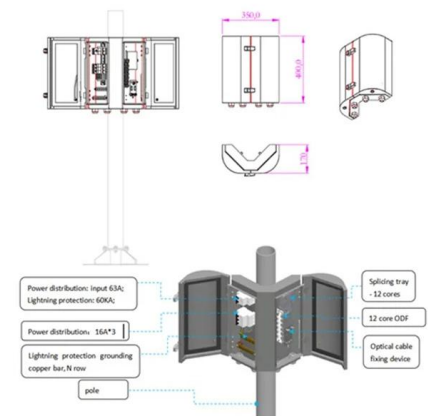
## Maps and Data

Maps and Data - Fuel Taxes by Country Find maps and charts showing transportation data and trends related to alternative fuels and vehicles.



## Global data centre electricity consumption, by

Global data centre electricity consumption, by equipment, Base Case, 2020-2030 - Chart and data by the International Energy Agency.



## Data Center Energy Consumption Forecast, 2024-2030

With each new data center built comes a larger carbon footprint and the urgent need for thermal management solutions. 2X increase in data center

## Data Center Power Consumption

Figure 1 shows power consumption by data centers in 2024. Key observations: In 2024, power demand for data centers worldwide was 415 TWh, about 1.4% of the total estimated global power





## Contact Us

---

For datasheets, pricing, or custom telecom energy solutions, please visit:  
<https://www.koskolong.co.za>