



**Adam Tas Corridor Energy**

# Double Break Relay Protection Device

**Powerful manufacturers · 20+ years of experience · Support customization**

For more product types, please contact customer service>>>

Customizable [Welcome to contact us](#)

[Send inquiry](#) [Chat now](#)





## Overview

---

Double break contacts dissipate heat faster and provide increased relay contact life. This relay reduces arc flash energy by quickly clearing the current feeding the arc. Eaton's Bus Differential Relay is a digital protection relay designed for high impedance differential protection schemes. SEL relays detect faults and other abnormal conditions in electric power systems and initiate protective actions to maintain system stability and safety. Every day, PNOZ safety relays prove themselves in millions of applications worldwide. The double side break disconnecter has a lesser impact on the phase distance, as the current path opens horizontally through an angle of less than  $90^\circ$  (a centre break disconnecter opens to  $90^\circ$ ).



## Double Break Relay Protection Device

---




### Protective Relays , Electromechanical Relays

Protective Relays Monitoring Large AC Currents  
Protective relays can monitor large AC currents by means of current transformers (CT's), which encircle the current

### Local Breaker Back-up (LBB) or Breaker Failure Protection

Local Breaker Back-up Protection or LBB protection is provided to ensure the healthiness Power System by isolating the faulty section in case of



### Protective relays and predictive devices , Eaton


Eaton's protective relays provide you with unique microprocessor-based devices that eliminate unnecessary trips, isolate faults, protect motors and breakers, and

### Double make / double break

Double break contacts dissipate heat faster and provide increased relay contact life. Double make/double break is identical to 2 contacts in



series which increases the breaking capacity by 50%.



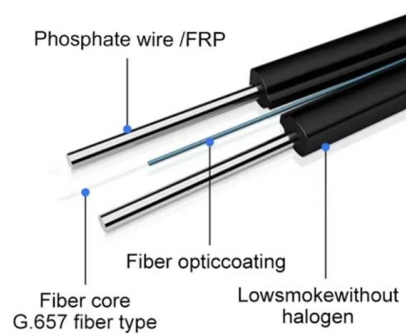
### Exploring the IEEE C37.234 Guide for Protective Relay Application to

Abstract--This paper summarizes the IEEE C37.234-2009 Guide for Protective Relay Applications to Power System Buses. In the Guide, concepts of power bus protection are discussed. Consideration



### Transformer Protection: Types, Relays & FAQs Explained

Why Transformer Protection Devices Are Critical Basic protection features like overexcitation protection and temperature-based protection can



### Microsoft Word

Protective relay trip circuits are usually intended to operate the output device (circuit breaker or switcher) at high speed and, at the same time, actuate operation-indicators or targets of all relays which may





## Operation, maintenance, and field test procedures for

Operation, maintenance, and field test procedures for protective relays and associated circuits (photo credit: Omicron) The protection circuits



## Basic protection relay knowledge

A fast and selective arc fault mitigation for air-insulated LV & MV switchgear and Relion protection and control relays and sensor technology protect staff and plant facilities for many years.


## Understanding Protective Relays in Electrical Power Systems

Introduction to Protective Relays Protective relays are essential devices used in electrical power systems to detect faults and abnormal conditions, initiating corrective actions to prevent equipment



## Double-Break Disconnect Explained

Learn about the Double-Break Disconnect! How it works, its components, design, advantages, disadvantages and applications.



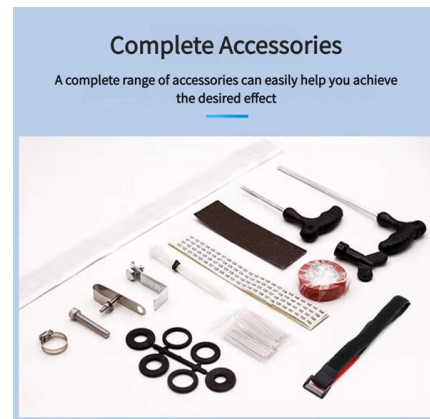
## BUSBAR PROTECTION

As a result of increased network short-circuit capacity, dedicated differential relays for busbar protections have been applied to minimize the tripping time of the protection and to limit the damage caused by



## Multiapplication protection and control

Multiapplication protection and control Freely configurable all-in-one protection devices represent a flexible and cost-effective choice.



## Power transformer protection relaying (overcurrent,

The considerations for a transformer protection vary with the application and importance of the power transformer. It is normal for a modern





## Protective Relays

Protect critical components in your power system with a wide range of SEL protective relays covering applications and use cases from low to high-voltage protection.

## Power System Protective Relays: Principles & Practices

Protective relays and devices have been developed over 100 years ago to provide "lastline" of defense for the electrical systems. They are intended to quickly identify a fault and isolate it so the balance of




## What are double break contacts?

Contacts that have two contact points that open and close when activated. These are referred to as form X, form Y or form Z contacts. A representation of these is in the wiring diagram

## Protective relay

Electromechanical protective relays at a hydroelectric generating plant. The relays are in round glass cases. The rectangular devices are test connection blocks,



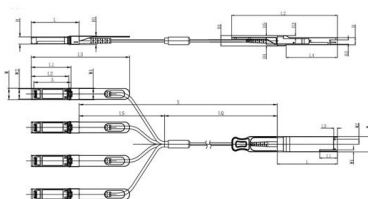
## Protective Relay Basics

Traditionally, protective relays were electromechanical devices that utilized induction disk, coils, contacts, and solenoid elements to determine protective characteristics.



## Circuit Protection Methods

Circuit protection includes protection from equipment overload conditions, undervoltage and overvoltage conditions, ground faults, and short circuits. Although mandated by code for any electrical



Unit mm

QSP28	L	L1	L2	L3	L4	W	W1	W2	H	H1	H2	H3	H4	H5	H6
Max	72.2	-	128	4.35	61.4	18.45	-	6.2	8.6	12.4	5.35	2.5	1.6	2.0	-
Type	72.0	-	4.20	61.2	18.35	-	8.5	12.2	5.2	2.3	1.5	1.8	6.55	-	-
Min	68.8	16.5	124	4.05	61.0	18.25	2.2	5.8	8.4	12.0	5.05	2.1	1.3	1.6	-

SFP28	L	L1	L2	L3	W	W1	W2	H	H1	A
Max	57.6	47.7	44.55	119.9	13.8	14.0	13.3	8.7	10.3	45.35
Type	57.4	47.5	44.35	117.9	13.55	13.8	12.1	8.5	10.1	45
Min	57.2	47.3	44.15	115.9	13.3	13.6	11.9	8.4	9.9	44.65

## 158 Series

An extra wide contact gap provides excellent arc resistance between contacts. The double break configuration ensures double



## Types of Protective Relays

Types of Protective Relays In a power system consisting of generators, transformers, transmission and distribution circuits, it is inevitable that sooner or later some failure will occur somewhere in the system.




## The Basics of Control Relays , Relay Control Systems

The Basics of Control Relays Relays are magnetic electromechanical devices with two primary purposes: to isolate different circuit voltages, and to form larger

## Safety relay/safety relays

The safety relays PNOZ monitor safety functions such as emergency stop, safety gates, light barriers, light curtains, two-hand controls, speed, standstill and much



## Relay

Safety relays are devices which generally implement protection functions. In the event of a hazard, the task of such a safety function is to use appropriate



## Appendix A

The exceptional limiting capacity of TeSys GV5PB / GV6PB devices is due to the rotating double-break technique (very rapid natural repulsion of contacts and the appearance of two arc voltages in-series




## High Voltage Busbar Protection

HIGH VOLTAGE BUSBAR PROTECTION The protection arrangement for an electrical system should cover the whole system against all possible faults. Line protection concepts, such as overcurrent and

## SIPROTEC Protection Relays , Siemens

SIPROTEC: Multifunctional protection relays Experience the benchmark in grid protection, automation, and monitoring! SIPROTEC 5, built on extensive field experience, offers comprehensive





## **L-PRO Distance Protection Relay for Ring Bus and Breaker-and**

Introduction The L-PRO Distance Protection Relay can be used to protect multi-breaker transmission lines associated to substation bus arrangements like Ring Bus or Breaker-and-a-Half schemes, with

## **Contact Us**

---

For datasheets, pricing, or custom telecom energy solutions, please visit:  
<https://www.koskolong.co.za>