




Adam Tas Corridor Energy

Formula for a 45-degree right-angle bend in a cable tray





Overview

To create a 45-degree bend, cut the side rails to remove a segment calculated by the formula $\tan(22.5^\circ)$. In this article and video, I'll clarify how to calculate a 45° offset for all your plumbing tasks the EASIEST way possible! Alright so let go back to school for a second and remember what a hypotenuse is. In geometry, a hypotenuse is the longest side of a right-angled triangle, the side opposite of the right angle. Learn more [How to make cable tray bend / Cable tray offset formula / cable tray 45 degree bend Queries Solved in This](#). A bend in BBS refers to the process of bending a steel reinforcement bar at a specific angle, typically at right angles (90°), acute angles (45°), or other angles as required by the design.



Formula for a 45-degree right-angle bend in a cable tray

Make a (45-45) 90 Gusset Bend in Electrical Cable Tray In One Piece



How to make a 90 electrical cable tray bend to measurement with a gusset of your choice using one piece of tray. Great if you are new or just forgot how to do it, this easy to follow guide makes

The EASIEST Way to Calculate a 45° Offset

In this article and video, i'll clarify how to calculate a 45° offset for all your plumbing tasks the EASIEST way possible!



Pipe Bending Chart: Accurate Measurements Made Easy

How to Use a Pipe Bending Chart for Precise Fabrication Introduction to Pipe Bending Charts A pipe bending chart is an essential reference



Sheet metal bending calculation basics

Figure 1: The bend allowance calculation always uses the complementary angle. When a sheet



metal part is bent, it physically gets bigger.



How to Calculate Size of Cut to Set Cable Tray

By applying the following formula you can quickly find the size of the cut-out section that you need to cut out of the side of the cable tray, or gutter-type

Cable tray 90 degree bend , cable tray formula , 300mm cable tray 90

Cable tray 90 degree bend , cable tray formula , 300mm cable tray 90 bend
Queries Solved in This Video:how to make cable tray bend
cable tray 45 degree bend



Horizontal angle of rotated vertical bend

Does anyone have a routine to calculate the horizontal angle of a bend (11 1/4, 22 1/2, or 45) given the required vertical angle (or vice-versa)? I've spent a lot of time trying to figure it out on



Bend Allowance Formula: Calculator & Charts

Learn how to accurately calculate bend allowance with our easy-to-understand formula. Improve your sheet metal bending operations and achieve



Fiberglass cable tray 45 degree vertical inside bend assembly

Fiberglass cable tray 45-degree vertical inside bend assembly provides efficient cable management solutions for various industrial applications.

Pipe Bending Calculators Angles, Radii , A& S bending

Accurate bending calculations made easy. Explore our bending calculators for precise results for all your pipe bending projects.



Trunking Cutting Techniques Guide , PDF

The document provides instructions for forming various bends and joints in electrical trunking and cable trays. It describes: 1) How to mark and cut a right-angle



Formulas for Bend Angles in BBS Cutting Length

By following the correct formulas for each bend angle and using the appropriate factors, engineers can accurately calculate the cutting length required for bent bars in any construction project.




Fiberglass cable tray 45 degree horizontal bend assembly submittal

Fiberglass cable tray 45 degree horizontal bend assembly submittal

Formulas for flat 45 degree bend in cable tray

Would someone kindly let me know the formula to create a flat 45 in say 100 mm cable tray for example. So I can then use the formula on different cable tray sizes and to different angles.





Cable Tray Bend and Offset Formulas , PDF

The document discusses Metstrut cable tray systems, including their configuration, materials, dimensions, and compliance with industry standards. Key points: -

Cable Tray 45 Degree Offset Formula , How to Make 45 Degree

How to Make A 45° Set in Electrical Trunking Using an Angle Grinder to Measurement. How to make 90°degree (45°x2) Cable trays/Trunking (100mm X 50mm) Practical tutorial 1



Master the Cable Tray Secret to Perfect Back of Bend

How to Master back of bend measurements on electrical Cable Tray. Make a 90 electrical cable tray bend to measurement with a gusset of your choice using one piece of tray.



cable tray and trunking for electricians (Page 1) / Help

By applying the following formula you can quickly find the size of cut out section that you need to cut out of the side of the cable tray, or gutter-type



HOW TO BEND 90 DEGREE AND 45 DEGREE OF CABLE TRAY USING 3 BASIC FORMULA

PVC Trunking 12*7mm Adhesive Ultra-Small Wire Channel Surface-mounted Wire Duct Square Flame Retardant Cable Trunking Floor Cable Tray GXHL




Formulas for Bend Angles in BBS Cutting Length

Formulas for 90°, 45°, and Other Bend Angles: Cutting Length Calculations in BBS In Bar Bending Schedules (BBS), calculating the cutting length of bent reinforcement bars is crucial for determining



1075KW HH ESS



Make a 90 Bend in Electrical Cable Tray

The Easy Guide to How to make a 90 electrical cable tray bend to measurement of your choice. Great if you are new or just forgot how to do it, this easy



How to make cable tray bend / Cable tray offset formula / cable tray 45

How to make cable tray bend / Cable tray offset formula / cable tray 45 degree bend



The World Through Electricity: How to make 45° bend

In previous post, we learn about how to make 90° angle in trunking. So we are going to use the same method, but different scale to make 45° angle

Cable Tray Bend Calculator

To create a 45-degree bend, cut the side rails to remove a segment calculated by the formula $(\tan(22.5^\circ) \times \text{Width})$. Alternatively, use a pre-fabricated 45-degree fitting with a radius sufficient for your



Contact Us

For datasheets, pricing, or custom telecom energy solutions, please visit:
<https://www.koskolong.co.za>