



How to adjust relay protection





How to adjust relay protection

PSM and TMS Settings Calculation of a Relay: Protection

PSM and TMS Settings are used to specify the tripping limits of a relay when a fault occurs. How to calculate the settings of the relay?



Motor protection: Three common mistakes and how to

Learn about three common mistakes in motor protection and the best practices you can follow for safer and more reliable operations.



Overcurrent Protection Relay Settings: Best Guide

Learn how to set overcurrent protection relay settings with a clear, step-by-step guide. Understand pickup settings, time dial selection, coordination



Practical handbook for relay protection engineers , EEP

Relay protection circuitry This handbook covers the code of practice in protection circuitry



including standard lead and device numbers,
mode of




Five Steps to Set Up Protective Relays for Power Systems

Learn how to ensure proper set-up of protective relays for power systems by following these steps: identify the protection scheme, select the appropriate

Adaptive Protective Relay Settings - A Vision to the Future

Adaptive relaying utilizes the continuously changing status of the power system as the basis for online adjustment of the power system relay settings. Fundamentally they are protection schemes that



What to Know About Protective Relays , EC& M

Protective relays are arguably the least understood component of medium voltage (MV) circuit protection. In fact, some believe that MV circuit breakers operate by themselves, without direct



Protective and Control Relays Configuration and Settings

Correctly configured protection and control system can significantly reduce the extent of damage and the duration of interruption. Strong attention to detail ensures that



Power System Protection & Relay Coordination Studies

Power System Protection & Relay Coordination Studies Goal of the analysis: To ensure that protective relays, circuit breakers, and other protection devices

Relay Protection Settings (PSM, TSM, EL, OL, MF)

Protection relays employ a wide range of configurable parameters to identify defects & trip the breaker in a controlled & selected manner.



Essential Guide to Calibration of Protection Relays

Calibration of protection relays ensures reliable performance and safety in power systems. While electromechanical relays demand periodic



Protection Relay Settings Calculations Made Easy

In this post, you will find relay settings calculations that serve as a guide to developing your settings. Some important areas are as follows: Line protection among other sub-details.





Basic protection relay knowledge

A fast and selective arc fault mitigation for air-insulated LV & MV switchgear and Relion protection and control relays and sensor technology protect staff and plant facilities for many years.

Operation, maintenance, and field test procedures for

Operation, maintenance, and field test procedures for protective relays and associated circuits (photo credit: Omicron) The protection circuits





How To Calibrate Protective Relays Accurately

Calibrate protective relays accurately by following step-by-step tests, using proper tools, and recording results to ensure safety and system reliability.

Advanced Protective Relay Testing for Substation Techs

Adjust calibration settings based on comprehensive trend analysis and historical performance metrics. In this case, the combination of traditional testing with advanced Business Intelligence not only



Protective Relay Basics Part 2

Part 1: Protective relay compared to low voltage circuit breaker. Review fundamental concepts, components, and terminology using the electromechanical overcurrent relay as a foundation.

Installing and Maintaining Protective Relay Systems

Introduction Relay systems protect high-voltage equipment and transmission lines to ensure safe, stable systems. Although failure of a protective relay system may have severe local or regional impacts,



Over Current Relay Setting Calculator

Our Overcurrent Relay Setting Calculator will accurately calculate your overcurrent relay settings. Enter rated current, Plug Setting Multiplier (PSM),

RELAY SETTING CALCULATION

2.2 115/13.8KV Transformer LV Restricted Earth Fault Protection Relay Setting Circuit Ref : Aux.



Setting Relays for Selective Coordination , Delgado Relay Protection


Relay B will then remain operational, maintaining power supply to the rest of the system. By carefully selecting and adjusting the time settings of the relays in a coordinated manner, selective





Setting the generator protective relay functions

Protective relay functions and data This technical article will cover the gathering of information needed to calculate protective relay settings, the setting



Relay Setting in Real Power System

To configure protective devices such as making a relay setting, having all the consideration of the fault severity and decision-making time, it is

How do I set relay settings?

Learn how to configure relay settings for optimal industrial performance in 5 steps. Master essential parameters and calibration techniques that extend equipment life and prevent costly downtime.




Protective Relay Basics

Traditionally, protective relays were electromechanical devices utilizing induction disk, coils, contacts, and solenoid elements to determine protective characteristics.



Adaptive Protective Relay Settings - A Vision to the Future

Abstract-- Adaptive relaying utilizes the continuously changing status of the power system as the basis for online adjustment of the power system relay settings. Fundamentally they are protection schemes



The Basics Of Overcurrent Protection

The basic element in overcurrent protection is an overcurrent relay. The ANSI device number is 50 for an instantaneous overcurrent (IOC) or a

Contact Us

For datasheets, pricing, or custom telecom energy solutions, please visit:
<https://www.koskolong.co.za>