




How to calculate the current of a 10kV busbar sectionalizing cabinet





Overview

The formula for calculating the current-carrying capacity of a busbar is:
Busbar Current (I) = (Cross-sectional Area * Current Density) Where: I is the current-carrying capacity of the busbar, typically measured in amperes (A).
The electrical power system consists of many incoming & outgoing feeder connections, for which busbars are necessary. The busbar sizing calculator determines the required busbar dimensions based on the continuous current rating, short circuit withstand, and thermal limits for switchgear assemblies. On the other hand, oversizing the busbar increases material costs and wastes valuable space inside electrical cabinets.



How to calculate the current of a 10kV busbar sectionalizing cabinet



Busbar Sizing and Calculation Guide

The document provides an example calculation for sizing bus bars in an electrical panel. It includes: 1) Calculating derating factors that account for characteristics

Busbar Design and Sizing Calculations , PDF , Electric

Busbar Design and Sizing Calculations This document provides specifications for an electrical busbar including its size, number of phases, fault level, and temperature



Busbar Size Calculator (IEC & NEC Compliant)

Calculate the correct busbar size using current (A) or power (kW). Features standard sizing, plus full IEC 61439 & NEC compliant verification for copper and aluminum busbars.

Busbar Current Calculator

The calculator helps engineers and technicians ensure that the busbar can handle the necessary current without overheating or failing, which is



Busbar Current Calculator & Formula Online Calculator Ultra

This calculator provides a straightforward method for determining the current carrying capacity of busbars, which is critical for electrical engineers and technicians in the planning and safe



Bus Bar Size Calculator , Copper & Aluminium Busbar Current Rating

Calculate the correct busbar size for copper or aluminium conductors using current, temperature rise, and material properties for safe power distribution.



Part V


This technique is effectively and meticulously developed and utilized by some manufacturers by providing adequate insulation to the current carrying conductors and making it possible to place them





Bus Bar Size Calculator

Current carrying capacity and budget as under size busbar can cause heating and damage in busbar while over size busbar can affect the cost of project. By using



Busbar Current Calculator & Formula Online Calculator Ultra

Busbar systems are essential in distributing power in electrical installations, ensuring the safe and efficient transmission of electrical power. The current carrying capacity of a busbar is a

Busbar Sizing and Calculation Guide

Busbar Sizing Calculation - Free download as PDF File (.pdf), Text File (.txt) or read online for free. The document provides details to calculate the size of a bus bar



How to Calculate Busbar Current Capacity

This guide explains the main factors that determine busbar current capacity, the typical calculation methods used by engineers, and practical design



Busbar sub sectionalizing , Information by Electrical

What benefit is there to having midpoint busbar sectionalizing switches? My calculations show nothing is gained because they can actually





Busbar current carrying capacity calculator

Calculate the maximum continuous current-carrying capacity of copper or aluminum busbars based on size, material, ambient temperature, ventilation, and

Copper for Busbars

In this new edition the calculation of current-carrying capacity has been greatly simplified by the provision of exact formulae for some common busbar configurations and graphical methods for others.





Busbar Current Calculator , Single & Three Phase Formula

Easily calculate busbar current for single-phase and three-phase systems. Use formulas, tables, and examples to size busbars safely and accurately.

Busbar Current Capacity Calculator , Ampacity & Thermal Tool

Calculate busbar current capacity using DIN 43671. Supports Copper/Aluminum, parallel bar configurations, and plating factors for industrial design.



IEC Standard For Busbar Sizing: Complete Guide To

Learn the IEC standard for busbar sizing as per IEC 61439, including current-carrying capacity, temperature rise limits, and design criteria for safe and

Busbar Calculator -- Current Rating, Temperature Rise, IEC 61439

The busbar sizing calculator determines the required busbar dimensions based on the continuous current rating, short circuit withstand, and thermal limits for switchgear assemblies.



Single busbar systems up to 5000 A

The permissible rated busbar current of the proven switchgear type ZX2 is increased by parallel connection of the two busbar systems. The two physical busbar systems are combined electrically into a

Busbar and MCC Calculation Guide , PDF

The document provides busbar calculations for a medium voltage switchgear. It calculates: 1) The continuous rating of the busbar which is 1000 Amps based on a




Busbar Current Calculator

Using our online calculator, calculate the maximum continuous current rating for busbars using width, thickness, and material. Determine the allowed



Bus Bar Calculator

Calculate current capacity, voltage drop, and temperature rise for electrical bus bars. This calculator helps electrical engineers, panel builders, and power system designers to properly size and evaluate



Busbar Rating Current Interactive Calculator , FIRGELLI

Use this Busbar Rating Current Calculator to calculate the safe current-carrying capacity of copper and aluminum busbars using physical dimensions, material properties, ambient temperature, and

Formulas calculating the reactance of tubular busbars and their

The quantitative study of this problem has to be based on establishing equivalent circuits of main wiring, when there rarely are formulas to calculate the reactance of tubular busbars.




Busbar Size Calculation Guide PDF

1. A busbar is a copper or aluminum conductor that collects and distributes electricity from circuits. Its size is calculated based on the current rating and selected from



Busbar Current Calculator Online

Enter the breadth and thickness of the busbar; do not enter the length of the busbar. Then press the calculate button, you get the aluminium or copper busbar current



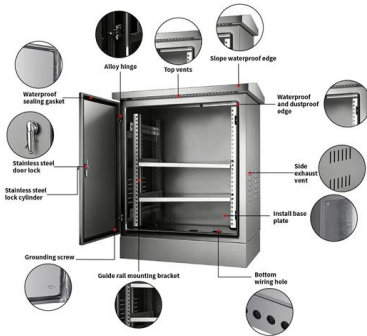
Bus Design-Calculation final(006).xls

220/33kV SUBSTATION BUSBAR DESIGN
CALCULATION BUSBAR DESIGN CALCULATION 1.0
SYSTEM DATA-220kV 1.1 Highest System Voltage
1.2 Short circuit current

Bus Bar Design and Sizing Guide , PDF , Electrical

Bus Bar Sizing Calculation for Substatio (2) - Free download as PDF File (.pdf), Text File (.txt) or read online for free. The document discusses the design process for





Design Guide for bus bars , Mersen

Electrical parameters Conductor Size Calculating conductor size is very important to the electrical and mechanical properties of a bus bar. Electrical current-carrying

Busbar Sizing Calculation Details , PDF , Strength Of

The document provides details for sizing bus bars for an electrical panel. Key details include: - The panel has a desired maximum current rating of 630 amps and a



Contact Us

For datasheets, pricing, or custom telecom energy solutions, please visit:
<https://www.koskolong.co.za>