




**Adam Tas Corridor Energy**

# **How to check the frequency using a Multisim spectral analyzer**





## Overview


---

Because the spectrum analyzer performs spectrum analysis through FFT (Fast Fourier Transform), after clicking "Run" and then clicking the "star" button at the bottom of the panel, you need to wait until the resolution displayed below the "Resolution freq" box When it is. As you would expect, Multisim allows users to analyze signals in the frequency domain. This video discuss frequency analysis using multisim, and procedure for verifying if the response is according to what the theory predicts.



## How to check the frequency using a Multisim spectral analyzer

---




### Configuring a Fourier Analysis in Multisim

This circuit generates a triangular waveform with a frequency of about 1 kHz; the circuit was taken from . You will use Fourier Analysis to determine its

### 13.2(1)

Multisim's Fourier Analysis allows for more in-depth exploration and analysis of periodic signals in the frequency domain than what the Spectrum Analyzer provides. For example, we could get a Fourier



### 13.1(1)

Under the Frequency field on the Spectrum Analyzer's control panel, set the Start frequency to 1 Hz and press the Enter button. When you are ready, begin the Interactive Simulation by pressing F5 or one




### Using the Spectrum Analyzer

With Multisim's Spectrum Analyzer, no additional noise is introduced by the instrument itself. A number of parameters characterize a Spectrum



Analyzer: frequency range in which the



### Guide to using a Spectrum Analyzer to Measure Audio

An amplifier may be characterized using metrics such as gain, power, class, phase shift, transient response, frequency response, noise, and distortion.

### Spectrum Analyzer in Multisim Guide , PDF

Open up the window of the Spectrum Analyzer. Under the Frequency field on the Spectrum Analyzer's control panel, set the Start frequency to 1 Hz and press the

PRODUCT CATEGORY				
Open rack Series	Open Rack rack	12U Open Rack rack	18U Open Rack rack	Adjustable Open Rack rack
Wall mount rack Series	Class one Wall mount rack	Went door Wall mount rack	Double section Wall mount rack	Economic type Wall mount rack
Floor standing server rack	Class one with cabinet	Web door with cabinet	12U Standard Server rack	Double door Server rack
Outdoor cabinet	Air conditioner Outdoor cabinet	Outdoor cabinet with patch	Outdoor cabinet with fan cooling	Mobile Wall Outdoor cabinet
Splitter series	Blank Fiber Splitters	Wavelength Fiber Splitters	ADL Splitter	Planned Splitters
Splitter series	LC/LC Splitters	Rack Mount Splitters	Mini Plug-in Type Splitter	Tray Splitters
Patch cord series	LC/LC	SC	FC	RJ-45
FTTH product series				



### How to Use a Spectrum Analyzer

Knowing how to use a spectrum analyzer effectively is key to being able to investigate the operation of RF circuits properly. One of the key ways to



## How to Use a Spectrum Analyzer

How to Use a Spectrum Analyzer Spectrum analysers are a key form of test instrument for RF designers and radio amateurs. Unlike an oscilloscope that displays amplitude against time, spectrum analyzers



## how to measure signal frequency in multisim

In this tutorial you will learn 1. how to measure signal frequency in multisim. 2. signal frequency finding in multisim. 3. how to find signal frequency in mult


## How do you use the spectrum analyzer?

However, on many occasions, the use of the spectrum analyzer with the oscilloscope drags the simulator to its feet. The transient analysis time domain simulation and the frequency



## How to use a Spectrum Analyzer; techniques, controls, test methods

This video provides the key essentials about how to use a spectrum analyser: controls, operation, techniques, examples . . . and some top hints & tips from



## Spectrum Analysis of Signals in Simulink

This example shows you how to use Simulink® to undertake spectral analysis of signals. You can tune the radio to a band where a signal is present by changing



## How do you add a spectrum analyzer to Multisim?

How do you add a spectrum analyzer to Multisim? In Multisim, the instrument which can measure signals in the frequency domain is called the Spectrum Analyzer. To access this component

## Spectrum Analyzer in Multisim Guide , PDF

The document introduces the spectrum analyzer instrument in Multisim which can measure signals in the frequency domain. It describes connecting an ABM





## Experiment 1: Introduction to the Spectrum Analyzer

This experiment introduces the use of a spectrum analyzer in conjunction with an AC voltage source and an oscilloscope to analyze and verify frequency signals.

### Spectrum Analyzer. NI Multisim

Configure the period to control the repetition frequency by adjusting the clock frequency or the number of steps. Start the simulation to output the periodic sequence.



## Experiment 1: Introduction to the Spectrum Analyzer

Double-click on the Spectrum Analyzer. Select Set Span under Span Control and Lin under Amplitude. Under Frequency, set the Start and End frequencies. Since we are interested in a frequency of 1

### Re: How do you use the spectrum analyzer?

However, on many occasions, the use of the spectrum analyzer with the oscilloscope drags the simulator to its feet. The transient analysis time domain simulation and the frequency



### Experiment 1: Introduction to the Spectrum Analyzer

Frequency Control method. Start the simulation. Place the cursor over the vertical marker line and drag the line to the center of the peak of the spectrum shown. Observe the frequency value in the lower-left .



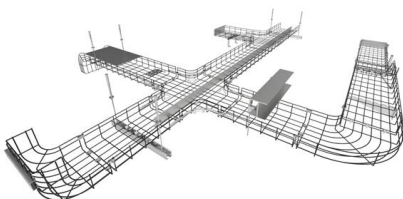
### Amplitude Modulation Simulation Lab Using Multisim

Multisim includes a built-in spectrum analyzer tool. Use this tool to analyze the frequency components of your modulated signal and observe the carrier frequency and sidebands.



### The use of virtual spectrum analyzer in Multisim-EEWORLD

The operation steps are the same as those of a multimeter: place the mouse on the right border of the work platform and select the icon until "Spectrum analyzer" is displayed, which is a





## How to Use a Spectrum Analyzer

How to Use a Spectrum Analyzer Spectrum analyzers are advanced items of test equipment, but can be easy to use with a little practice and understanding.



## Frequency analysis using Multisim

This video discuss frequency analysis using multisim, and procedure for verifying if the response is according to what the theory predicts.

## Using the Spectrum Analyzer

With the frequency control method, you define the starting and ending frequencies manually. In order to do this, you need to enter the numerical values of frequencies in the Frequency



## How do you use the spectrum analyzer?

To get it, open up your spectrum analyzer and press F1. There's an entire content tree of information including examples on how to use the spectrum analyzer. One thing that I always find is



## How To Use A Spectrum Analyzer: Step-by-Step Guide

Discover how to expertly use a spectrum analyzer to capture and analyze high-frequency signals with precision. Learn key techniques to use it



## How do you use the spectrum analyzer?

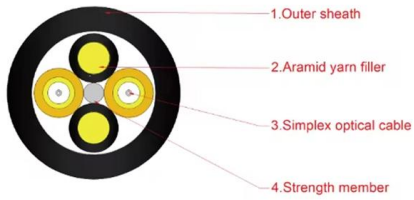
I'm having a bear of a time with it. Does anyone out there use it successfully? Is there any sort of tutorial explaining how to use it? For instance,



## RF Circuits and Simulation on Multisim

RF-specific components, including customized RF SPICE models Model makers for creating your own RF models Two RF-specific instruments (Spectrum Analyzer and Network





## Spectral Analysis

Spectral analysis lets you characterize the frequency content of a signal. Perform real-time spectral analysis of a dynamic signal using the spectrumAnalyzer object

### Solved Lab Experiment/Simulation #1 Topic: using the

Question: Lab Experiment/Simulation #1 Topic: using the spectrum analyzer in the simulation and analysis of complex waveforms. Objectives:  
1. To become



## Contact Us

---

For datasheets, pricing, or custom telecom energy solutions, please visit:  
<https://www.koskolong.co.za>