



Adam Tas Corridor Energy

How to connect the 18-port access switch





Overview

For the 1820 8G switch, plug the AC/DC adapter's power cord into the switch and then into a properly grounded electrical outlet. The only warranties for Hewlett Packard Enterprise products and services are set forth in the express warranty statements accompanying such products and services. Alternatively, the Reset button can be pressed and released to clear temporary error conditions and execute the. This Quick Installation Guide gives you step-by-step instructions for setting up your DSS-100E-18P 18-Port Unmanaged PoE Switch. The model you have purchased may appear slightly different from the one shown in the illustrations. The D-Link DES-1018P/DES-1018MP 18-Port Fast Ethernet PoE Switches with 2 Gigabit Uplink Ports enables users to easily connect and supply power to PoE-capable devices such as wireless access points (APs), network cameras and IP phones.



How to connect the 18-port access switch



HP OfficeConnect 1820 8G Installation And Getting

Locate the AC outlet near the switch for easy access. Ensure AC power source circuits are properly grounded. Use only the AC/DC power adapter and power

HPE Networking Instant On 1830 Installation and Getting Started

Connect the network cables, from the network devices or your patch panels, to the fixed RJ-45 ports on the switch or to any SFP transceivers you have installed in the switch.



IBM® Storage Networking SAN18B-6 Access Gateway


Complete the steps in this guide to install and setup a management connection to your SAN18B-6 switch, and to enable the Access Gateway mode. If you want to install the SAN18B-6 as a switch,

HP OfficeConnect 1820 8G Installation And Getting

What should I do if my HP OfficeConnect 1820 8G Switch is not communicating with other network



devices? If your HP OfficeConnect 1820 8G Switch is not



18-Port Fast Ethernet PoE Switch with 2 Gigabit Uplink Ports

The D-Link DES-1018MP 18-Port Fast Ethernet PoE Switches with 2 Gigabit Uplink Ports enables users to easily connect and supply power to PoE-capable devices such as wireless access points (APs),

Claude Code x TradingView is the best AI trading quant of all time

Step 3. Health check Restart Claude Code, and paste this prompt: "Use tv_health_check to confirm TradingView is connected." If correctly connected, Claude Code should respond with a




Quick Installation Guide for 18-Port Gigabit PoE+ Switch Luxul

Follow this quick installation guide for setting up your 18-port Gigabit PoE+ switch. Learn about physical installation, connections, and network cabling tips. Luxul. AMS-1816P



how to configure linksys smart poe+switch 18 port networking

Linksys 18-Port Smart PoE Gigabit Switch, LGS318P offers a quick and easy solution to extend your office network and connect devices.



HPE OfficeConnect 1820 Switch Series

All HPE OfficeConnect 1820 Switches support flexible installation options, including mounting on wall, under table, or on desktop. The 8-port Gigabit Ethernet model can be powered by an upstream

18-Port Fast Ethernet PoE Switch with 2 Gigabit Uplink

The D-Link DES-1018MP 18-Port Fast Ethernet PoE Switches with 2 Gigabit Uplink Ports enables users to easily connect and supply power to PoE-capable devices



USER MANUAL Linksys LGS318 18-Port Smart Gigabit Switch

User manual for the Linksys LGS318 18-Port Smart Gigabit Switch contain basic instructions that need to be followed during installation and operation. Before starting your appliance, the user manual



18-Port Fast Ethernet PoE Switch with 2 Gigabit Uplink

The D-Link DES-1018MP 18-Port Fast Ethernet PoE Switch with 2 Gigabit Uplink Ports enables users to easily connect and supply power to PoE-capable devices



Switch Access Setup Guide , General Practice and Common Mistakes

This article focuses on the generic switch access setup guide and also explains the common mistakes

Quick Installation Guide

This Quick Installation Guide gives you step-by-step instructions for setting up your DSS-100E-18P 18-Port Unmanaged PoE Switch. The model you have purchased may appear slightly different from the







Eventbrite

Find tickets to your next unforgettable experience. Browse concerts, workshops, yoga classes, charity events, food and music festivals, and more things to do.

18-Port Unmanaged Desktop PoE Switch

The D-Link® DES-1018P/DES-1018MP 18-Port Unmanaged Desktop PoE Switch enables users to easily connect and supply power to PoE-capable devices such as wireless Access Points (APs), IP



HPE OfficeConnect 1820 Switch Series Installation and Getting

Switch overview The HPE OfficeConnect 1820 Switch Series are multiport switches that can be used to build high-performance switched workgroup networks. These switches are store-and-forward devices

UniFi Remote Management via Site Manager

Direct Connections A Direct Connection automatically activates when accessing a site via Site Manager while connected to the same local network. This provides a



Welcome to Channel Dive , Channel Dive

Welcome to Channel Dive. We're Informa TechTarget's new publication, focused on delivering daily news and analysis for executives at North



SAP Help Portal , SAP Online Help

SAP Help Portal provides online help and support for SAP software users.



unsupervised_topic_modeling/topics /en/17/100/100/topics at

Contribute to annontopicmodel/unsupervised_topic_modeling development by creating an account on GitHub.





D-Link 18 Port Unmanaged PoE Switch Datasheet (DES-1018MP)

The D-Link DES-1018MP 18-Port 10/100 Unmanaged Desktop or Rackmount PoE Switch Including 2 1000BASE-T/SFP Combo Ports enables users to easily connect and supply power to PoE-capable devices such



Example: Connecting an EX Series Access Switch to a Distribution Switch

EX Series. In a large office that is spread across several floors or buildings, or in a data center, you commonly aggregate traffic from a number of access switches into a distribution switch. This


HPE OfficeConnect 1820 Switch Series Installation and Getting

Connect the network cables, from the network devices or your patch panels, to the fixed RJ-45 ports on the switch or to any SFP transceivers you have installed in the switch.



LUXUL AMS-1816P QUICK INSTALL MANUAL Pdf

Access and Setup Getting Connected Use an Ethernet cable to connect your computer to the AMS-1816P, then power on the switch. Page 5: Hardware



How to Connect Camera to Computer? [2026 Updated]

Learn how to connect CCTV camera to computer easily, including how to connect CCTV camera to PC through internet, with simple setup steps



18-Port 10/100BASE-TX PoE Unmanaged Switch

Simply connect the switch to the network to connect multiple computers, share files and make lag-free VoIP calls. Additional support for auto-MDI/MDI-X on all ports

TP-Link SG2218P Omada Access 18-Port Gigabit Smart

TP-Link SG2218P Omada Access 18-Port Gigabit Smart Switch with 16-Port PoE+ Helps route internal traffic for more efficient use of network resources 16x





Contact Us

For datasheets, pricing, or custom telecom energy solutions, please visit:
<https://www.koskolong.co.za>