



How to photograph a bridge frame

Powerful manufacturers · 20+ years of experience · Support customization

For more product types, please contact customer service>>>

Customizable [Welcome to contact us](#)
[Send inquiry](#) [Chat now](#)





Overview

Use a low ISO so that you can capture a complete range of tones and a noise free image, and use a small aperture (large f-number) so that you can get good depth of field from the beginning of the bridge to the end. Today, we've got some top advice on photographing the bridges that dominate our towns, cities and countryside. This guide is split into 5 questions which we answer with straight-forward advice and we also share some top examples, too. From the unmistakable curves and lines of suspension bridges to the centuries-old design of truss bridges, these engineering marvels come in a variety of. The bright lights and throngs of life make for a rich canvas of color, contrast and motion to make your pictures spectacular. Whether you're a professional photographer or just someone who loves to take pictures, there are certain tips and techniques you can use to ensure you get the best possible photos of bridges. Bridges not only connect physical spaces but also serve as symbolic structures bridging the gap between the old and the new, the familiar and the unknown.



How to photograph a bridge frame



Capture The Beauty Of Architecture In Bridge Photography

Bridges are genuine wonders of human inventiveness nature and imagination. Capture their power, quality, and beauty with these Tips on Bridge

Framing In Photography (with Examples and Ideas!)

Learn how to use framing in photography to take your photos to the next level, along with plenty of examples and ideas for to you try!



How to Take Pictures of Bridges - How To Take Pictures


In conclusion, taking pictures of bridges can be a fun and rewarding experience. By following these tips and techniques, you can capture the beauty and grandeur of these magnificent structures in a way

From Dawn to Dusk: A Guide to Photographing Bridges

Photographing bridges can be a unique and fascinating experience. In this blog post, we'll




explore some lesser-known tips and tricks to help you take your bridge



Bridge Photography Tips and Inspiration

Read on to see my tips and tricks for great bridge photography. Use a low ISO so that you can capture a complete range of tones and a noise free image, and use a small aperture (large f-number) so that



Duplex SC UPC




What is framing in photography

What is framing in photography? Framing is an essential technique in photography. Find out what framing is and how photographers use it to create their best work. Framing in photography refers to



Top Tips On Photographing Bridges From John Duder

The bridge arch that I'd placed well inside the frame was cut off. Fortunately, I discovered this in time to do a second set of



directory-list-2.4.txt/directory-list-2.4.txt at main

Customer stories Events & webinars Ebooks & reports Business insights GitHub Skills

Framing Your Shots - Photography Composition

Framing is a powerful photographic technique you can use to improve your photos. Learn how framing works and what makes it so special.



Capturing the Grandeur: An In-Depth Guide to Iconic Bridges

What makes bridges such compelling photographic subjects? The answer lies in their structural complexity, historical significance, and dramatic interaction with landscape and cityscape.



Framing in Photography - A Photographer's Secret

Types of Framing in Photography There are many different types of frames that can be used in your photography. You can choose which frame will



Framing in photography

The second type of framing in photography is architectural frames. Architectural frames utilize man-made structures such as doors, bridges, streets,

Bridging the Gap: Inspiring Bridge Photoshoot Ideas for Stunning

When it comes to photoshoots, bridges offer a captivating backdrop, providing a unique blend of architectural beauty and scenic landscapes. In this guide, we present a diverse range of bridge





How to photograph a frame within a frame

Watch video: How to photograph a frame within a frame A frame within a frame is a popular compositional technique used to frame the subject of a

The Importance of Framing in Photography: Techniques

Features like doorways, windows, arches, and bridges serve as excellent framing devices that can introduce structure and visual interest into your



Nikon vs Canon vs Sony in 2026

Some Differences Although Nikon, Canon, and Sony all have well-developed mirrorless systems, there are some significant differences between



How To Photograph Covered Bridges , Matt Hughes Photo

This website is dedicated to the photography of covered bridges, authentic and non-authentic spanning all of North America. The organization is by State and Province in alphabetical order.




How to Frame Your Wedding Photos

How to Frame It There are several ways to approach framing photos to be displayed in your own home. Some of our most popular frames for wedding



How to Build a Perfect Picture Frame

Learn how to build a picture frame by taking care when selecting choice wood, cutting spot-on miters, and reinforcing them with exposed splines.




Framing in Photography: Simple Tips To Frame the Subject

What is framing in photography? Framing for photography is one of the easiest composition techniques to draw attention to the point. Is your main subject a



8 Best Tips for Framing Photography Shots (Photo

Our article covers eight tips for framing photography shots to elevate your compositions. Framing is one of the most important aspects of photography,



Three keys to taking a great bridge photo , ASCE

Bridge engineer Danielle Schroeder offers three tips on what makes a great bridge photo.

Contact Us

For datasheets, pricing, or custom telecom energy solutions, please visit:
<https://www.koskolong.co.za>