



Adam Tas Corridor Energy

Huawei Core Switch Configuration Parameters





Huawei Core Switch Configuration Parameters



Huawei S Series Quick Configuration

Small- and Mid-Sized Campus Networks This section uses the S2750 as an access switch (ACC1), S5700 as a core switch (CORE), and an AR series router as an egress router (Router) as examples

Master Huawei Switch Commands? Can Your CLI Skills Define

Learning the core commands (display version, display current-configuration, system-view) and their syntax provides a consistent way to manage diverse hardware, reducing configuration drift



huawei switch cheat sheet · GitHub

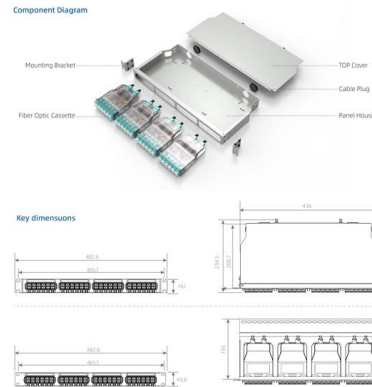
Access the switch console or CLI: Connect to the switch console using a terminal emulator or access the switch CLI remotely through SSH or

Basic CLI Commands on Huawei Switch

This text is a guide detailing Basic Command Line Interface (CLI) Commands on Huawei brand switches. It provides step-by-step instructions for



users to perform



Typical DHCP Configuration

S300, S500, S2700, S3700, S5700, S6700, S7700, and S9700 Series Switches Typical Configuration Examples (V200) This document provides campus networks typical configuration examples and

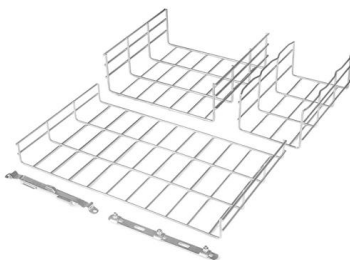
9 Query Commands for Huawei Switches

In the modern network environment, switches, as the core equipment of the network, are responsible for key tasks such as data forwarding, traffic



Configuring the Core Switch

Configuring the Core Switch Context In this scenario, IP addresses of the interfaces connecting the core switch to the BRASs and firewalls and OSPF need to be configured on the core





Configuring System Information on S Series Switches

This document uses the S5700 series switches as an example to describe the basic information of configuring the system. Different versions of the switch may have different operations.



Standalone AC Solution: Core Switches and ACs Function as the

Aggregation switches set up stacks to implement device-level backup and increase the interface density and forwarding bandwidth. In this example, core switches and standalone ACs function as the

Configuration Guide

Before configuring login to the switch through the console port, familiarize yourself with the applicable environment, complete the pre-configuration tasks, and obtain the required data.



Configuring System Information on S Series Switches

This document describes how to set the system parameters on s series switches. Below are the tasks that are performed in this document. Set the name of the switch. Set the date and time of the switch.



9 Essential Huawei Switch Commands Every Network

For Huawei's versatile Ethernet switches (like the S5700, S6700, or CloudEngine series), specific commands act as foundational instruments. Let's explore nine



9 Essential Huawei Switch Commands Every Network

Your console session connects to the Huawei S5735 stack at the core of the chaos. The difference between a quick resolution and hours of frustration lies in knowing

S1720, S2700, S3700, S5700, S6700, S7700, and S9700 Series Switches

S1720, S2700, S3700, S5700, S6700, S7700, and S9700 Series Switches Common Operation Guide (V200) This document describes the CLI-based configurations of universal protocols and common






Huawei Switch Configuration Guide , PDF , Network

This document provides instructions for configuring Huawei switch commands. It discusses starting a configuration session, viewing different configuration modes,



Optical Modules for Huawei S Series Switches

The switch must have optical modules certified for Huawei switches installed. Optical modules that are not certified for Huawei switches cannot ensure transmission reliability and may affect service



S Series Campus Switches Quick Configuration.pdf

This document describes how to log in Huawei S series switches for the first time and fast configure the switches, and describes the procedures of configuring unconfigured switches in three

Huawei Switch Configuration Tutorial Basic

Huawei Switch Configuration Tutorial: System-View sysname Switch-1 , user-interface vty 0 4 , set authentication password cipher P@ssw0rd





Configuring the Core Switch

In this scenario, IP addresses of the interfaces connecting the core switch to the BRASs and firewalls and OSPF need to be configured on the core switch, so as to implement connectivity

Basic Interface Configuration Commands

This document describes all the configuration commands of the device, including the command function, syntax, parameters, views, default level, usage guidelines, examples, and related commands.

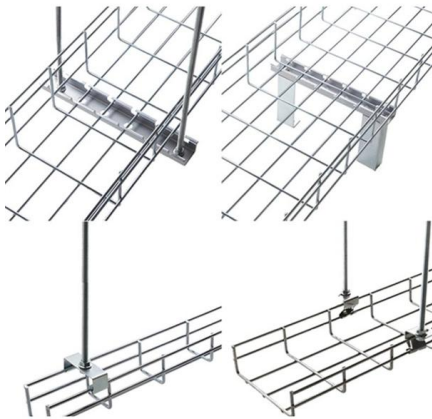


Ethernet Interface Configuration Commands

S1720, S2700, S5700, and S6720 V200R011C10 Command Reference This document describes all the configuration commands of the device, including the command function, syntax, parameters, views,

Network Switches , Huawei Enterprise

Huawei Ethernet Switches Turbocharge your enterprise network with high-performance, high-availability for resilient services and simplified management.



Master Huawei Switch Commands? Can Your CLI Skills Define

That fluency, that deep understanding of what commands to use, when to use them, and how to combine them effectively, is meticulously detailed in the Huawei switch command guide.

Ethernet Switching Configuration Commands

S1720, S2700, S5700, and S6720 V200R011C10
Command Reference This document describes all the configuration commands of the device, including the command function, syntax, parameters, views,



How to do Starting Configuration of Huawei Ethernet Switch S5735

In this video, we configure huawei network switch s5735 and S5700 series. first, go through the initial mode to access GUI (graphic user interface) web page. than set ip for switch, set user



Contact Us

For datasheets, pricing, or custom telecom energy solutions, please visit:
<https://www.koskolong.co.za>