




Adam Tas Corridor Energy

Huawei Wireless AP Access Switch Settings





Huawei Wireless AP Access Switch Settings

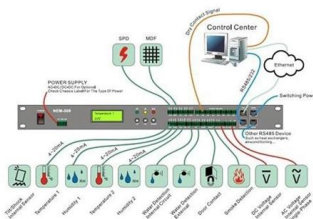


Wireless Access Controller (AC and Fit AP) V200R023C00

Wireless Access Controller (AC and Fit AP) V200R023C00 Configuration Guide About This Document Overview This document provides the concepts, configuration procedures, and configuration

WLAN Access controller (AC6508) Huawei & AP

The above topology is an enterprise Network design where one Huawei Switch S5735, USG 6500E firewall, and AC6508 are installed, here I just



AP Online Process



Wireless Access Controller (AC and Fit AP) V200R019C00 CLI-based Configuration Guide AP Online Process In centralized architecture, Fit APs need to go online before being managed and controlled

HUAWEI AP6010DN-AGN QUICK START MANUAL Pdf

View and Download Huawei AP6010DN-AGN quick start manual online. AP6010DN-AGN



wireless access point pdf manual download. Also for: Ap6010sn-gn, Ap6010dn.



Configuring a Fit AP to Go Online

This guide provides step-by-step instructions for configuring a Fit AP to connect online using Huawei's Wireless Access Controller.

01-10 AP MANAGEMENT CONFIGURATION GUIDE

You are advised to configure AP online parameters for a large number of APs in the AP provisioning view or for a single AP in the AP view. In this case, configure AP online parameters in the AP



Wireless Access Controller (AC and Fit AP) V200R019C00 CLI-based

Wireless Access Controller (AC and Fit AP) V200R019C00 CLI-based Configuration Guide Adding APs Context You can add APs in any of the following modes: Importing APs offline: The APs' MAC



WLAN Access controller (AC6508) Huawei & AP Configuration

Today I will explain WLAN Enterprise Networks like Access points (AP), Access controllers (AC), Switches, and firewall configurations, as this is a complete enterprise project step by




Huawei Technical Support

This guide provides instructions for configuring DHCP on Huawei devices, ensuring efficient network management and connectivity.

Huawei

The configuration procedure has been performed and tested on Huawei Access Controller AC6005-8-PWR running firmware VRP (R) software, Version 5.130 (AC6005 V200R006C10) and Access Point




Huawei Technical Support

This webpage provides cases for deploying networks using gateway, core switch, and access switch to enhance connectivity and efficiency.



WLAN Wireless Controller AC & AP Configuration on

This video is showing how to configure #WLAN services including switches, access points, and access controllers. the scenario elaborated is simple



Huawei Wireless Access Controller Configuration Guide

Huawei Wireless Access Controller Configuration Guide (ENSP) Packets transmitted on a WLAN include management packets (control packets)

Basic Configuration Guide

Wireless Access Controller (AC and Fit AP)
V200R019C00 CLI-based Configuration Guide
Basic Configuration Guide Overview of the CLI
Logging In to the System for the First Time
Configuring a



Huawei Enterprise Support Community

We're sorry but web site doesn't work properly without JavaScript enabled. Please enable it to continue. Loading




01-07 AP MANAGEMENT CONFIGURATION GUIDE

You are advised to use Huawei APs to connect to the AC. You can run the `display ap-type all` command to check the default AP types supported by the device. For details about the version mapping

Basic Configuration Guide

Wireless Access Controller (AC and Fit AP)
V200R019C00 CLI-based Configuration Guide



Huawei AC / FAT AP , Social WiFi Academy

Go to Ap Config -> AP Config -> AP Info -> AP List in the menu on the left. Now, switch to Social WiFi Panel, go to Access Points tab, click the Add button and

Huawei Wireless Access Controller Configuration Guide

Configure AC system parameters. Select AP authentication mode. Configure APs attached with network and assign appropriate name to the APs.



Configuring a Radio

This guide explains how to configure a radio on Huawei's Wireless Access Controller and Fit AP for optimized wireless network performance.

Restoring the Factory Settings of an AP

Restoring the factory settings of an AP will reset the AP and restore all the AP configurations to factory settings. When an upstream device is connected to a central AP or an AP with two network ports



Wireless Access Controller (AC and Fit AP) V200R010C00 CLI-based

This page provides configuration examples for VLANs, helping users understand and implement VLAN configurations effectively.



Contact Us

For datasheets, pricing, or custom telecom energy solutions, please visit:
<https://www.koskolong.co.za>