





Adam Tas Corridor Energy

Jordan s export price for low-loss optoelectronic integration products





Jordan s export price for low-loss optoelectronic integration product



Jordan Optoelectronic Components Market (2025-2031) , Share

The Jordan optoelectronic components market is poised for steady growth in the coming years, driven by increasing adoption of technologies such as LEDs, optical sensors, and displays across various

Jordan Exports

Jordan's main exports are textiles, potassium, phosphates, fertilizers, vegetables and pharmaceutical products. Jordan's main export partners are Iraq, the United



Jordan Trade Summary 2021 , WITS , Text

Exports and imports of Jordan in 2021 are below, along with number of countries and products The total value of exports (FoB) was 9,357 million. The total value of imports (CIF) was 21,542 million. At the

Jordan's Electronic Chip Market Report 2025

In general, the export price continues to indicate a perceptible slump. The growth pace was the



most rapid in 2019 when the average export price increased by 152% against the previous



Position Paper , The Resilience of Jordan's Trade Balance in the Face

Section one reviews the key features of Jordan's trade balance in 2024. f trade relations with the United States. Ofering solutions and recommen Section three assesses the impact of the US tariffs on



Jordan

Jordanian private and public sector consumers of goods and services are often price sensitive. When applicable, U.S. companies are encouraged to make use of export and development



Jordan Trade Summary 2020 , WITS , Text


Exports and imports of Jordan in 2020 are below, along with number of countries and products The total value of exports (FoB) was 7,943 million. The total value of imports (CIF) was 17,007 million. At the





Jordan Export Price Index: fob: USD: Seasonally Adjusted

The data is categorized under Global Database's Jordan - Table JO.World Bank.GEM: Exports. The price index of Merchandise (goods) exports, free on board (f.o.b.), in US\$ seasonally adjusted.



External Trade

Department of Statistics (DoS): National exports grew by 3.0% during the first two months of 2026 compared to the same period in 2025. April 28, 2026. National exports continue their positive

Top Export Products of Jordan

Conversely, the declining sectors in the export landscape included products of Cement and building materials, Textiles and apparel, and Beverages and spirits. For businesses and market analysts, the



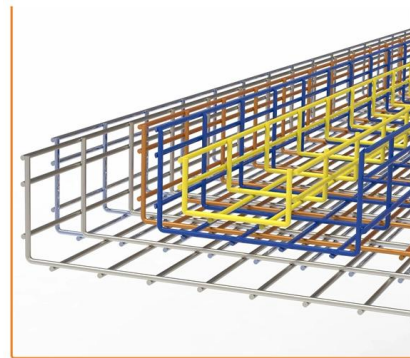
Jordan , Imports and Exports , World , ALL COMMODITIES , Value

Jordan's exports 2023 by country Top export destinations of commodities from Jordan in 2023: USA with a share of 22% (2.88 billion US\$) India with a share of 13.7% (1.73 billion US\$)



Jordan Trade , WITS

Access Jordan's trade profile. Data includes annual and monthly exports and imports, tariffs, foreign direct investment (FDI), global value chain (GVC) participation, and the Services Policy



Jordan Exports 2026 , By Country & Category , Take

Volume of exports from Jordan was 1.142 USD Billion in 2023. See the structure of Jordan exports by countries and categories. Statistics on export prices on Take

Jordan trade balance, exports and imports

Merchandise Trade summary statistics for a country including imports, exports, tariffs, export and import partners, top exported products and development indicators





Jordan Trade Portal

Type of operation Type of product Import (imported to the local market) Export (national export) Transit Search by Type of Operation

Jordan's exports to GAFTA countries rise 12.2%

RIYADH: Jordan's exports to countries in the Greater Arab Free Trade Area rose 12.2 percent year on year to 515 million Jordanian dinars (\$726



Jordan

Jordan offers opportunities to U.S. companies in information communications and technology, medical technologies, extractives, energy, transportation safety and security, water

Jordan

The United States-Jordan Free Trade Agreement was signed on October 24, 2000. It was America's third free trade agreement, and the first ever with an Arab state.



Jordan Trade Summary 2023 , WITS , Text

Exports and imports of Jordan in 2023 are below, along with number of countries and products. The total value of exports (FoB) was 12,590 million. The total value of imports (CIF) was 25,708 million. At the



European Union, Trade in goods with Jordan

European Union, Trade with Jordan Key Figures Imports / Exports 2024 - AMA/NAMA product Groups - SITC product Groups - Top 5 - HS sections - Top 5 - SITC sections EU Trade flows and balance:



Understanding Import and Export Regulations in Jordan:

Explore Jordan's intricate trade environment, including customs procedures, import and export regulations, and tariff considerations. This guide



Jordan

Jordan - Market Overview Discusses key economic indicators and trade statistics, which countries are dominant in the market, the U.S. market share, the political situation if relevant, the top reasons why



Integrated Circuits in Jordan

Find the latest exports, imports and tariffs for Integrated Circuits trade in Jordan.

Jordan Export Products , Jordan Trade Data , Tendata

Utilize Jordan import data provided by Tendata to conduct market analysis on Jordanian products, understand import and export prices, and identify products with high growth in trade volume.



Contact Us

For datasheets, pricing, or custom telecom energy solutions, please visit:
<https://www.koskolong.co.za>