



Adam Tas Corridor Energy

Practical Tips for Adjusting Bus Current





Overview

Correction factors are often applied: Adjusted current capacity = Rated Current \times Derating Factor Busbars installed in compact panels experience reduced heat dissipation. TI's ultra-low power MSP430F5132 microcontroller helps to control the motor-winding current on a PWM cycle-by-cycle basis without any. This page pulls together everything needed to plan phase and bus current sensing in servo, stepper, BLDC/PMSM and ACIM drives - from shunt placement and low-side/high-side/inline topologies to choosing non-isolated, isolated or $\Sigma\Delta$ front-ends. Typical design values: Using this table, engineers can quickly perform an initial bus bar current rating calculation before refining the design with temperature rise verification. DC capacitors' electrical en-ergy This chapter describes the contents of this guide.



Practical Tips for Adjusting Bus Current




Bus Differential Protection Calculation: A Complete Guide

Bus Differential Protection Calculation explained in a complete, practical guide covering formulas, CT selection, relay settings, and common

A4988 Current Limit: How to Set A4988 Driver Current

Setting the A4988 current limit is crucial for ensuring optimal performance and preventing overheating of the motor and the driver itself. The



Structured Cabling System

Bus Bar Current Rating Calculation: Practical Method for

Bus bar current rating calculation explained with a practical engineer-focused approach to determine correct busbar size, ampacity, and temperature

Current Sensing Techniques in Motor Control Applications

The selection of appropriate current sensors together with appropriate current sensing



strategy is therefore a complex issue. System requirements need to be analyzed and appropriate current sensor



Protect your BLDC motor drive with cycle-by-cycle current limit control

In part 2, I will discuss on how to implement the cycle-by-cycle over current protection by sensing the DC bus current and using an ultra-low power microcontroller.



10 Best High-Speed PCB Routing Practices

When routing high-speed PCBs, always have a solid reference plane, arrange vias in a grid pattern, and maintain symmetry in diff. pairs.



Rockwell Automation

Hier sollte eine Beschreibung angezeigt werden, diese Seite lässt dies jedoch nicht zu.





What Is DC Bus Voltage? Engineering Insights

Define DC bus voltage and explore the engineering techniques needed to stabilize this vital electrical highway in modern power conversion systems.



IEEE 605-1998 and Bus Bar Short-Circuit current withstand capability

You will need to calculate the total vectorial force on the bus, then you can check the max span based on bus strength, bus deflection, and insulator strength. You will also have to know

DC current bus distributed power system and its stability analysis

Currently, research mainly focuses on DPS with a DC voltage bus, including stability analysis and approaches to improve system stability. This study is to establish stability criteria for DPS with a DC




Why Bus Voltage Is Critical for Power Distribution

Understand the critical role bus voltage plays in power distribution networks, governing efficiency and preventing system failures.



Creating a high-current bus on a PCB

I'm planning a custom power-distribution / fuse-board for in-car application, but that requires carrying high currents (50A+ @12v*) on a PCB trace. Since I'd like to



Understanding the Infinite Bus Method for Transformer Fault Current

Learn about the Infinite Bus Method for transformer fault current calculation and its significance in arc flash studies and electrical safety compliance. Discover how Rozel can help your

power

For a voltage source inverter which is used to drive a PMSM motor (using field oriented control), when we instruct the motor to reduce speed quickly





High Speed Layout Guidelines (Rev. A)

ABSTRACT This application report addresses high-speed signals, such as clock signals and their routing, and gives designers a review of the important coherences. With some simple rules,



ETAP Undervoltage on Bus , Eng-Tips

Normally, you do the study to find the fault current the MCC bus needs to support and then you can specify the equipment based on that data. When you



Share Your Bus Processing Tips : r/edmproduction

Share Your Bus Processing Tips Hi guys, I think the best use of this forum is to exchange knowledge and discuss ideas so that we might all become better producers. Too often this forum is anything but


BMS - Power Tools

o Current sensing can be used to monitor and regulate the current of a motor during startup and stall. - The voltage across is amplified which gives the winding current in volts. - A comparator compares




Voltage correction by a closed-form bus power factor tuning

The power system outlook has been going through a swift transition with the growing demand and expansion of infrastructure making the overall system more vulnerable to load changes.



bus bar short circuit current capacity & support design , Eng-Tips

Can anybody tell me how to calculate the short circuit current carrying capacity for bus bars & how to calculate busbar support distance in a switchboard. For 1000A, 50kA at 50°C what is



8 Mix Buss Compression, EQ & Saturation Tips , Blog

What are the risks and rewards to processing your mix buss (or "master channel") during a mix? In this article we provide tips on how to become a




DC Bus Fundamentals in Industrial Motor Drives

This is a practical, technician-friendly explanation of the DC bus, defining why inrush current is so punishing, how precharge works, what typical



ACS355 common DC application guide

To keep the stray inductance of the DC bus small, a "star connection" (ie, parallel copper busbars on supporting insulators, see the figure below) is preferred compared to a point-to-point connection.



Phase & Bus Current Sensing for Motor Drives

Design shunt- and isolated-amplifier paths for phase and DC bus current in servo and inverter drives, with SD options and error-budget tips.

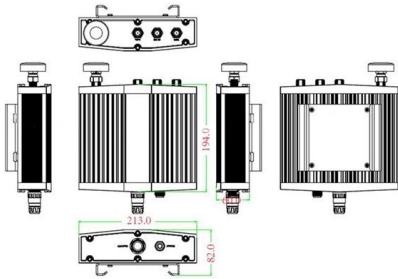


Bus Bar Design for High-Power Inverters

Bus bars have been present in power distribution systems for many years. In their most basic form, bus bars are large conductors used to transmit significant quantities of current where a wiring scheme is




Mechanical drawing



Extracting DC bus current information for optimal phase

Abstract: Brushless DC motor (BLDCM) sensorless driving technology is becoming increasingly established. However, optimal phase correction still relies on complex calculations or algorithms. In




How to Set Up Your Master Bus: 13 Essential Steps

Learn how to set up your master bus in 13 essential steps. This way you can guarantee a fluid, flawless, and professional mix every time!

How to EQ Mix Bus (Step by Step Guide and Pro Tips)

Step-by-step guide to EQ on the mix bus - how to identify problem frequencies, what to cut and boost, and pro tips for a polished cohesive mix.





Contact Us

For datasheets, pricing, or custom telecom energy solutions, please visit:
<https://www.koskolong.co.za>