



Adam Tas Corridor Energy

Precision rack installation





Overview

Step-by-Step Mounting Instructions: Follow our detailed step-by-step instructions for mounting the precision rack. We'll guide you through the process, highlighting critical points to pay attention to for a secure and precise fit. How to install and set up Precision Rack Mount Kit; Set up your UACC-Rack-PM-Kit for the first time. Measure each rack, secure the bolts and install the dowel pins as described in steps 5-8.



Precision rack installation



PowerEdge: Rack Rail Types for Installation, Static Rails vs

This article discusses the differences between static and sliding rack rails for installing Dell PowerEdge servers. Learn about mounting options, instructions, and resources for optimal rack

Precision Rack Mount Kit Installation Guide

Precision Rack Mount Kit ©2023 Ubiquiti Inc. All rights reserved. Ubiquiti and the Ubiquiti U logo are trademarks or registered trademarks of Ubiquiti Inc. in the United States and in other countries.



Precision Rack Mount Kit Installation Guide

How to install and set up Precision Rack Mount Kit; Set up your UACC-Rack-PM-Kit for the first time.



Pallet Rack Installation: Maintenance, Install Guide

This guide will walk you through pallet rack installation, design, and maintenance to give you



the best ROI on your investment.



The correct mounting of racks

Correct mounting of racks is very important, not only for the accuracy of the entire installation but also for wear. If a rack is not mounted correctly, it will wear out

Precision Motorcycle Racks Suzuki DRZ400

Installation of our new ENDURO Series rear rack for the DRZ400. Rotopax ready and Wolfman compatible. Made in the USA!



Adrian Steel Ladder Rack Installation Instructions

Even with precise adrian steel ladder rack installation instructions, some challenges may arise. This section addresses frequent problems and offers solutions to ensure a successful installation.



Pallet Racking Installation: Setup & Safety Guide , REB

Begin your pallet racking installation journey with our comprehensive guide. Discover the different types of pallet racks, understand the importance of proper



Rotopax Installation

Installation of the Rotopax system on our new Enduro Series rear racks. Made in the USA!
ENDURO Series rack available for: CRF230L
CRF250L XR650L WR250R/X XT250 DRZ400S/SM
DR650 KLX250S More

Precision 5820 Tower Rack rails Installation Guide

CAUTION: Ensure to install the side cover on the system to prevent any hazards or loss of components. Before installing the rails, ensure to remove the six (M5x6) screws secured to the screw slots in one




APEX DYNAMICS USA

In this video, we dive into the intricacies of mounting Apex Dynamics precision racks onto your machine for optimal performance.



Precision 3930 Rack

Install the cover: Align the top cover tabs with the slots on the system chassis and slide it into the slot. NOTE: Ensure that all internal cables are routed correctly and connected before securing the top



Dell Precision 7960 Rack Fixed Workstation System Guide

This article provides information about how to set up and use your Dell Precision 7960 Rack Fixed Workstation. Learn how to run a hardware diagnostic test, download, and install drivers

Rack and Pinion Installation Manual

For best performance, the rack and pinion must be installed with proper tooth engagement. After mounting the pinion gear, check the parallelism between the rack and pinion with a marking compound.





Rack and Pinion Installation Manual

After aligning the rack sections and installing the bolts, ream the pre-drilled holes in the rack and the mounting structure as assembled. Install a dowel pin through the rack into the mounting structure.

Installation of Rack and Pinion

This unique design of APEX also helps to tolerate a larger inaccuracy of the machine bed, hence increase the installation efficiency of rack and pinion, and to reach a higher performance.



Rack Installation , Storage Services

Our fully-trained and experienced staff will install your racking in line with your requirements, before handing over to you on completion with appropriate

Precision Rack And Pinion Systems for Linear Motion

High-Precision Rack And Pinion Systems for Industrial Uses Over 20 years of ISO-certified expertise producing custom rack and pinion



8 Crucial Pre-Planning Tips for Pallet Rack Installation

Pre-Installation Tips for a Successful Pallet Rack Installation When it comes to setting up your warehouse, pre-planning your pallet rack



Ubiquiti Precision

The Ubiquiti Rack Mounting Kit offers a streamlined solution for securely installing equipment in a robust rack environment. Crafted from durable thermoplastic (PA66), this kit is designed for easy handling



Dell Precision 7920 Rack A6000 graphic card Installation Guide

Dell Precision 7920 Rack is a refresh to Dell Precision Rack 7910 2U Rack featuring the Intel EP Skylake processor update (PurleyPlatform). Supports incremental updates to graphics,

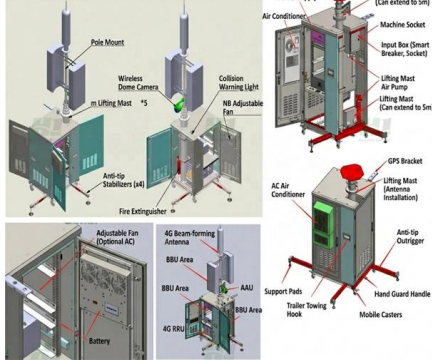


How to Install Pallet Racking in a Warehouse (Step-by

Conclusion Installing pallet racks isn't just a mechanical task--it's a structural system that must support thousands of pounds, meet code, and



Product Composition Description



Precision Motorcycle Racks Suzuki DR650

Installation of our new ENDURO Series rear rack for the DR650. Rotopax ready and Wolfman compatible. Made in the USA!

Dell Precision 7920 Rack A6000 graphic card Installation Guide

After you finish working inside the computer, replace all covers, panels, and screws before connecting your computer to an electrical outlet. CAUTION: To avoid damaging the computer, ensure that the



Precision Install

Precision Install. 389 likes · 2 talking about this. Precision Install is a leader in the maintenance and installation of warehouse storage systems with over 30 years of



APEX DYNAMICS USA

In this video, we dive into the intricacies of mounting Apex Dynamics precision racks onto your machine for optimal performance. Whether you're a seasoned



Precision Motorcycle Racks Yamaha XT250

Installation of our new ENDURO Series rear rack for the XT250. Rotopax ready and Wolfman compatible. Made in the USA!



Precision Motorcycle Racks Kawasaki KLX300/300SM Side Rack Installation


Installation of our new Side Luggage Racks for the Kawasaki KLX300 and KLX300SM. Made in the USA! Please let us know if you have any questions and we'll be su





Precision Motorcycle Racks Suzuki DRZ4S/SM 2025

Installation of our new ENDURO Series rear rack for the 2025 - Present Suzuki DRZ4S/SM. Made in the USA!



Contact Us

For datasheets, pricing, or custom telecom energy solutions, please visit:
<https://www.koskolong.co.za>