



**Adam Tas Corridor Energy**

# **Quantitative Analysis with Spectrometer**





## Overview

---

Quantitative spectroscopy is a powerful analytical tool used to determine the concentration of a substance in a sample. It involves measuring the interaction between matter and electromagnetic radiation, and is widely used in various fields such as chemistry, biology, and. The fundamentals of quantitative analysis of a spectrophotometer is based on Beer-Lambert Law, when the light beam passes. Spectroscopic analysis is a vital laboratory technique widely used in both research and industrial applications for qualitative and quantitative measurement of various substances. Widely utilized in organic chemistry, biochemistry, and medicine, NMR provides detailed information about molecular structure, dynamics, and interactions.



## Quantitative Analysis with Spectrometer

---




### **Spectroscopic Analysis , Chemistry , Research Starters , EBSCO**

Spectroscopic analysis is a vital laboratory technique widely used in both research and industrial applications for qualitative and quantitative measurement of various substances.

### **Mass spectrometry imaging**

Mass spectrometry imaging (MSI) is a technique used in mass spectrometry to visualize the spatial distribution of molecules, as biomarkers, metabolites,



### **Qualitative and quantitative analysis of vetiver essential oils by**

Qualitative and quantitative analysis of vetiver essential oils by comprehensive two-dimensional gas chromatography and comprehensive two-dimensional gas chromatography/mass

### **Development of a method for comprehensive and quantitative analysis**

Recently, liquid chromatography-electrospray



ionization-tandem mass spectrometry (LC-ESI-MS/MS) under multiple-reaction monitoring (MRM) has attracted attention for the



## IR Spectroscopy in Qualitative and Quantitative Analysis

IR Spectroscopy in Qualitative and Quantitative Analysis Nabeel Othman Abstract The infrared technique is one of the oldest techniques; it deals with the frequencies of bond vibration in a

## Atmospheric Pressure Ionization Mass Spectrometry

API MS refers to Atmospheric Pressure Ionization Mass Spectrometry, a technique that enables the analysis of drugs and metabolites in biological samples by ionizing molecules at atmospheric




## (PDF) IR Spectroscopy in Qualitative and Quantitative Analysis

Infrared spectroscopy is a technique that has acceptable accuracy and sensitivity to be one of the most important analytical techniques used in the qualitative analysis, and also, it is used in



## From mono

In this work, a review of different methods used for the simultaneous determination of several components through spectrophotometric and fluorimetric measurements is carried out



## Chemical Pattern Recognition and Quality Assessment of

Chemical Pattern Recognition and Quality Assessment of Gleditsia sinensis Gum Utilizing Fingerprint Spectroscopy and Quantitative Analysis School of Ethnic Medicine, Guizhou

## Multidimensionally engineered Escherichia coli for efficient gadusol

Compared with conventional methods such as HPLC or ESI-MS (electrospray ionization) used for gadusol analysis, this high-throughput quantitative assay offers a rapid and efficient



## Understanding Spectrophotometer (4) Quantitative Analysis

Quantitative analysis is an important function of a spectrophotometer. By measuring the absorbance of a solution with specific solute, one can determine its concentration.



## Quantitative analysis of synthetic calcium carbonate polymorphs using

Fourier Transform Infrared Spectroscopy (FT-IR) was used successfully for the simultaneous quantitative analysis of calcium carbonate phases (calcite,




## MSstats: an R package for statistical analysis of quantitative mass

1 INTRODUCTION Quantitative mass spectrometry-based proteomics is a technology of growing importance in biological and clinical research.

## (PDF) Spectroscopy and Spectrophotometry: Principles

Spectrophotometry and different types of spectroscopy are the technique that involved in identifying and quantifying the amount of a known






## Quantitative Analysis of Zigzag and Armchair Edges on

Edge structures of carbon materials such as zigzag and armchair edges are known to affect their chemical and electronic properties. Although

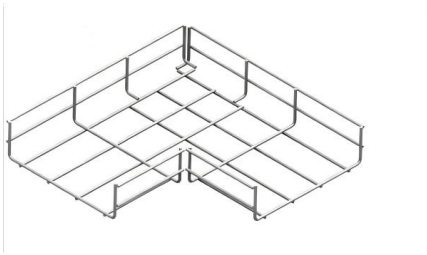
## Quantitative Analysis in Spectroscopy

A comprehensive guide to quantitative analysis in spectroscopy, covering the principles, techniques, and applications of this powerful analytical tool.



## Quantitative NMR Spectroscopy

Quantitative NMR Spectroscopy 1. Introduction  
These notes summarise procedures for the acquisition and processing of quantitative  $^1\text{H}$ ,  $^{19}\text{F}$ ,  $^{31}\text{P}$ , and  $^{13}\text{C}$  NMR data. It is important to note that



## 10.4: Atomic Absorption Spectroscopy

The page provides an in-depth overview of atomic absorption spectroscopy, detailing its historical development, instrumentation, and methods of analysis. It covers




## Carefully Count Your Ions! A Guide to Direct Quantitation with Mass

This tutorial is intended as an educational resource covering the application of mass spectrometry (MS) to quantitative analysis. MS is a widely used instrumental technique in both



## Checking your browser

Checking your browser before accessing [pmc.ncbi.nlm.nih.gov](http://pmc.ncbi.nlm.nih.gov)



## Ultra-high-performance liquid chromatography with tandem mass

Evaluation, identification and impact assessment of abnormal internal standard response variability in regulated LC-MS bioanalysis  
Quantitative analysis of polypropylene glycol polymers by





## Quantitative proteomic analysis of longissimus dorsi muscle in

Quantitative proteomic analysis of longissimus dorsi muscle in Chinese and Western pigs using DIA mass spectrometry with PRM validation.



## Enhancing environmental monitoring with multimodal spectroscopy: A

This study proposes a quantitative analysis method based on intermediate data fusion of near-infrared (NIR) and mid-infrared (MIR) spectroscopy combined with LightGBM for determining

### 9.4: Quantitative Analysis by Absorption Measurements

For any spectrophotometric analysis it is necessary to prepared a series of external standards that bracket the concentration range of the unknown sample and




## Quantitative Spectroscopy: Theory and Practice

The purpose of this book is to give readers, without an advanced math background, a thorough grounding in the theory and practice of modern quantitative spectroscopic analysis.



## Quantitative Analysis in Spectroscopy

Discover the ultimate guide to quantitative analysis in spectroscopy, covering principles, techniques, and applications for precise results.



## Determining the Quantitative Analysis of Spectroscopy and its Sig

By analyzing the spectra of starlight, investigators can infer the presence of elements, study the dynamics of galaxies, and even detect exoplanets orbiting distant stars.

## Comprehensive Insights into Spectrophotometric Analysis

Spectrophotometry encompasses a range of methods used to explore how different frequency components of EMR interact with matter and how this interaction can be leveraged for





## Contact Us

---

For datasheets, pricing, or custom telecom energy solutions, please visit:  
<https://www.koskolong.co.za>