



Relay Protection Design for 35KV Power Grid Transformers





Relay Protection Design for 35KV Power Grid Transformers



0239_CBIP Protective Relay Schemes For High Voltage Feeders (33)

Switched and Non-switched Distance Relay Schemes (14) . Power Line Carrier Schemes with Distance Relays (15)~ Auto-Reclosing (16). Out-of-Step Blocking for Distance Relays (17.). Back-up Feeder

Peculiarities of the Reconstruction of the Relay Protection of a

Peculiarities of the Reconstruction of the Relay Protection of a Transformer Substation Published in: 2022 IEEE 8th International Conference on Energy Smart Systems (ESS)



Autotransformer Protection Case Studies: Going Above and Beyond


Reliable protection systems for autotransformers are an important part of the dependability and security of electrical power systems. Applying autotransformer banks that are built with single-phase units is

Slide 1

A number of bus protection schemes are presented; their adequacy, complexity, strengths, and limitations with respect to a



variety of bus arrangements are discussed;
specific application



Power transformer protection relaying (overcurrent,

The considerations for a transformer protection vary with the application and importance of the power transformer.



China Industrial Grade 3150kVA Power Transformer with ONAN

This 3150kVA power transformer with ONAN cooling is designed for generator interconnection in medium hydropower stations and industrial steam turbine co-generation facilities. Configured with a



Design of 35kV Box Substation

The system is a hierarchical, distributed multi-CPU integrated automation system, including the substation required for a variety of relay protection, such as transformer protection, 35kV / 10kV





#substationengineering
#aissubstation #highvoltage
#hvsubstation #

220/110/35 kV Greenfield AIS Substation - Complete Design & Consultancy A greenfield AIS substation is not only about installation -- it demands strong engineering to ensure grid compliance



IEEE Guide for Protective Relay Applications to Power Transformers

This guide deals primarily with the application of electrical relays and over-current protective devices to detect the fault current that results from an insulation failure.

IEEE Guide for Protecting Power Transformers

IEEE SA Standards Board Abstract: Guidelines for protecting three-phase power transformers of more than 5 MVA rated capacity and operating at voltages exceeding 10 kV is provided to protection

Motor protection controller



Brainstorming the 24kV Switchgear Schematics (Secondary Wiring)

This comprehensive guide serves as your master blueprint for decoding 24kV switchgear SLD, and secondary wiring and automation schematics.



Protective Relaying Philosophy and Design Guidelines

If transformer rate-of-rise of pressure relays are connected to trip, and if protection redundancy requirements are fully satisfied by other means (e.g. two independent differential relays), then the



Transformer Protection Application Guide

Transformer Protection Application Guide This guide focuses primarily on application of protective relays for the protection of power transformers, with an emphasis on the most prevalent protection schemes

PROSPECTIVE RELAY PROTECTION SYSTEM FOR DIGITAL

The relay protection system (RP) currently used for a 6 - 35 kV power distribution network was developed at the beginning of the twentieth century and remains virtually unchanged until today.





IEEE Guide for Protective Relay Applications to Transmission Lines

Applications of the concepts to accepted transmission line-protection schemes are also presented. Many important issues, such as coordination of settings, operating times, characteristics of relays, mutual

Fundamentals of Modern Protective Relaying

Instrument Transformers o Supply accurately scaled current and voltage quantities for measurement while insulating the relay from the high voltage and current of the power system.

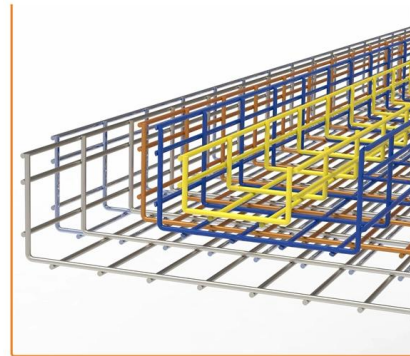


Protection Application Handbook

Welcome to the Protection Application Handbook in the series of booklets within the LEC support programme of BA THS BU Transmission Systems and Substations. We hope you will find it useful in

Protection Relay and Meter Test Technician

Become a Test Technician A at Southern California Edison (SCE) and build a better tomorrow. In this job, you will supervise, test, inspect, repair, and adjust relays, meters and associated devices for




Power transformer protection

The specification applies to design, manufacture, supply, testing and operation of protective, measuring and control intended for transformer applications in electrical power circuits

35kV Substation Electrical Design , PDF , Transformer

The document then discusses the electrical main wiring designs for the substation, including selecting the main transformer capacity and type, designing the



CHAPTER-3

DESIGN CONSIDERATION Protection system adopted for securing protection and the protection scheme i.e. the coordinated arrangement of relays and accessories is discussed for the following



Protection for 132kV, 33kV and 6.6/11kV Systems

Main protection for transformer feeders also includes three pole directional overcurrent relays fitted on the lower voltage side of transformers. Due to the increase of generation on the network new



Protective Relaying Philosophy and Design Guidelines

Primary protection for the transformer and low-side leads should consist of a dedicated transformer and lead differential relay. Transformer and low-side lead back-up protection should consist of a current

Protective Relaying Principles and Applications

Protective Relaying Principles and Applications
The article provides an overview of protective relaying principles and their applications for high-voltage power system



(PDF) New and traditional relay protection algorithms

We conducted an applicability analysis of both modern and prospective relay protection types in future 6-35 kV field circuits. We demonstrated the



(PDF) Primary design and protection of 110kV substation

This paper designs a 110KV substation. Through the analysis of transformer load, the capacity and number of main transformers are selected, and



shows the floor plan of the control house which includes a 220 kV

Smart power grid has adopted digital protection relays in electrical substations, but it has also increased the vulnerability of an electrical substation should an intentional electromagnetic



Design of 35kV Transmission Line Relay Protection.pdf

In this Project, I develop a Protection Scheme for Transmission Line Using Different Relay configurations. - Design-of-35kV-Transmission-Line-Relay



Grid Cable for marine and offshore applications



IEEE Guide for Protecting Power Transformers

This document is a revision of IEEE Std C37.91-2008 and is intended to provide aid in the effective application of relays and other devices for the protection of power transformers.

Contact Us

For datasheets, pricing, or custom telecom energy solutions, please visit:
<https://www.koskolong.co.za>