




Adam Tas Corridor Energy

Relay protection trip output should have





Overview

Tripping relays must have the following characteristics: Fast, with less than 10 millisecond operating times. The protection relay tripping circuit refers to the critical electrical control loop that executes trip/close commands from protective relays to circuit breakers, ensuring rapid fault isolation in power systems. written as the ANSI Code 86, Unlike protection relays, which sense faults, the Master Trip Relay is responsible for receiving input signals from. Tripping circuit breakers and operating alarms in control and protection applications usually require more than one relay contact. Protective relays and devices have been developed over 100 years ago to provide "lastline"of defense for the electrical systems.



Relay protection trip output should have



Protective Relay Basics Part 2

Part 1: Protective relay compared to low voltage circuit breaker. Review fundamental concepts, components, and terminology using the electromechanical overcurrent relay as a foundation.

Power System Protective Relays: Principles & Practices

Protective relays and devices have been developed over 100 years ago to provide "lastline" of defense for the electrical systems. They are intended to quickly identify a fault and isolate it so the balance of



Basics of Protective Relaying and Design Principles


Thus, as in the case of the overcurrent protection, the impedance relay should trip the faults located farther than 80 % after certain time delay. Therefore, a typical relay incorporates not one, but several

Types of Electrical Protection Relays or Protective Relays

Definition of Protective Relay A protective relay is an automatic device that detects abnormalities



in an electrical circuit and closes its contacts.
This




Trip Circuit Supervision TCS Relay Working Function

When a breaker is closed and a fault is sensed in running condition, the protection relay senses the fault and issues a trip command to the tripping

Master Trip Relay 86-Lock Out relay working Function

Using a Master Trip Relay reduces the complexity of wiring in a protection circuit. Without a Master Trip Relay, all trip contacts of the protection



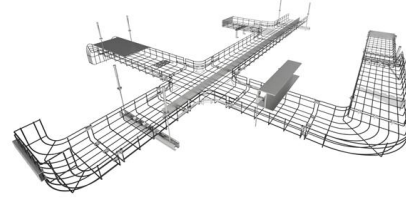
Do we still need tripping relays , Eng-Tips

But keep in mind that the most common failure in digital relays is the output contact. You should use surge suppression on the relay output contacts, especially when going directly to a



Primary and Backup Protection Working Principle

Backup protection concept Refer above scheme, here the relays C, D, G and H are primary relays while A, B, I and J are the backup relays. Normally



IEEE Guide for Protective Relay Applications to Transmission Lines

The impact of different electrical parameters and system performance considerations on the selection of relays and protection schemes is discussed. The purpose of this guide is to provide a reference for

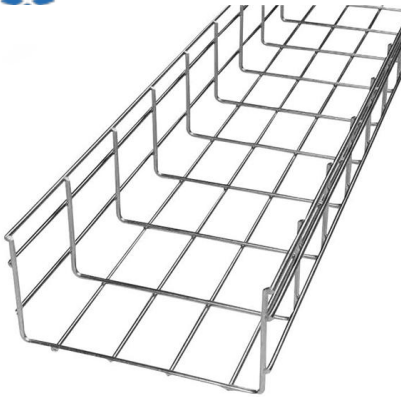
What is the importance of the Master Trip Relay in an

The Master Trip Relay, also known as the Lockout Relay (ANSI 86), is a vital component in electrical protection and control systems. It is primarily used



MONITORING RELAY Trip circuit supervision relay TCS Product

TCS relay is equipped with Flush mounting arrangement. The relay is supplied with necessary mounting hardware, facilitating the easy flush mounting on the panel.



The essentials of necessary auxiliary relays in tripping

Tripping circuit breakers and operating alarms in control and protection applications usually require more than one relay contact. Tripping




Master Trip Relay 86 Working Function and Significance

Master Trip Relay is one of the important auxiliary relays in the power system. The master trip relay receives the input signals from the various

Power System Protective Relays: Principles & Practices

As the protected components of the electrical systems have changed in size, configuration and their critical roles in the power system supply, some protection aspects need to be revisited (i.e. the use of



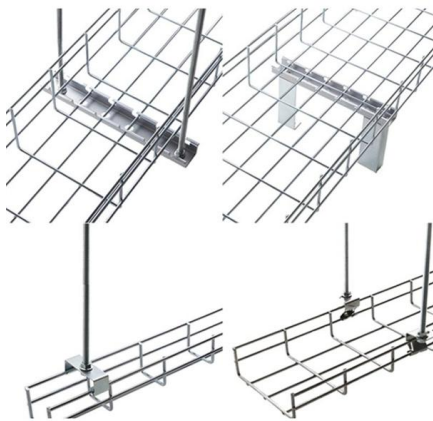


Commissioning tests of protection relays at site

Installation of protection relays Installation of protection relays at site creates a number of possibilities for errors in the implementation of the scheme to

Function checks on protective relaying trip circuits

For microprocessor-style relays, the logic files will also be required. With microprocessor relays, control wiring is often reduced, and much of the trip logic is programmable. Each element



What is Master Trip Relay?

Though it does not directly detect the fault, it accepts tripping signals from a variety of protection devices, including Overcurrent relays, Differential

What is a Lock Out Relay / Master Trip Relay?

Lock out relay is an electromechanical relay which latches its output contact. As the name suggests, this relay once operated locks out the circuit. This relay is not




What is Tripping circuit and Trip circuit Supervision relay

With modern digital and numerical relays, the use of various alternative methods of providing trip circuit functions is largely obsolete. Auxiliary miniature contactors



Operation, maintenance, and field test procedures for

Operation, maintenance, and field test procedures for protective relays and associated circuits (photo credit: Omicron) The protection circuits




Microsoft Word

From this basic method, the graded overcurrent relay protection system, a discriminative short circuit protection, has been formulated. This should not be mixed with 'overload' relay protection, which



Protective Relay , Fundamental Requirements of

This in turn closes the trip circuit of the breaker, making the circuit breaker open and isolating the faulty section from the rest of the system. In this way, the relay



Mater Trip Relay 86 Working Function and Significance

These relays only operate when the fault is heavy or might have chance to damage the electrical or mechanical equipment. 86H output is wired with turbine tripping,

Protection Relay Tripping Circuit

A protection relay tripping circuit connects relays to breakers for fast fault isolation. Key components include trip/close coils and anti-pumping relays. Proper design, testing, and



Protective Relaying

When a system fault operates the protective relay, its output contact closes to energize the circuit breaker trip coil 52T, which functions to open the



Lockout Relay Fundamentals: Basic Maintenance

Lockout relays play a critical role in electrical power substations by disabling and holding a protection zone out of service if there's a need to inspect



What is Master Trip Relay?

What is a Master Trip Relay? The Master Trip Relay, which is also known as the Lockout Relay (Relay 86) (ANSI 86), is an essential component in

Power Monitoring and Management with ACCESS

Protective Relays and Trip Units The term switchgear is used to describe coordinated devices used for control and protection of equipment such as generators, transformers, capacitor banks, motors, and





How to Test Protective Relays Correctly

How Should You Test Protective Relays Summary
Testers who rely on automation without understanding what is happening in the background are essentially

Contact Us

For datasheets, pricing, or custom telecom energy solutions, please visit:
<https://www.koskolong.co.za>