





**Adam Tas Corridor Energy**

# **Semiconductor Optical Amplifier PDG Test**





## Overview

---

We propose a novel method of precisely measuring the polarization dependence of single pass gain (PDG) in a semiconductor optical amplifier integrated with spot-size convertors (SS-SOA). Amplifier discretized into  $N$  sections, each of length  $\Delta z$  with  $n_i(\lambda, t)$  averaged over  $\Delta z$ . Both the carrier lifetime (effective) and the optical signal power relative to gain saturation can change as a function of  $z$ !

**Abstract**—In this paper, we present a new, robust multipoint fit-ting method for gain measurement with a metric for quality estima-tion of the procedure. Both are based on Agilent's industry-leading optical component test platform that act as the fo t your exact technical requirements and change and grow as your business priorities shift. To this end and in addition to other activities, IEC publishes International Standards, Technical Specifications. Aspects of the present disclosure describe systems, methods and structures for providing semiconductor amplifiers exhibiting a low polarization-dependent gain.



## Semiconductor Optical Amplifier PDG Test

---




### Microsoft Word

Semiconductor Optical Amplifiers 9.1 Basic Structure of Semiconductor Optical Amplifiers (SOAs) 9.1.1 Introduction: Semiconductor optical amplifiers (SOAs), as the name suggests, are used to amplify

### (PDF) The Impact of Polarization-Dependent Gain on

We derive an engineering methodology and study the impact of polarization-dependent gain (PDG) on the design of cascaded semiconductor optical amplifier



### Yole Group

Yole Group provides market research, technology and strategy analysis, reverse engineering and costing, and photonics module performance evaluation, focused

### Lecture 8: Intro to Optical Amplifiers

Can be used as a linear repeater by periodically boosting optical power Can be used in nonlinear



region as a level clamping amplifier Available solutions Erbium Doped Fiber Amplifiers (EDFA)



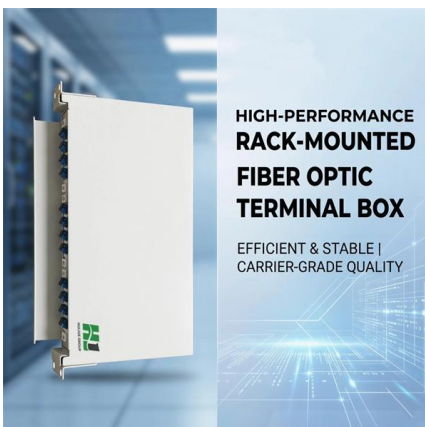
### IEC 61290-1-1 Ed. 4.0 b:2020

IEC 61290-1-1:2020 applies to all commercially available optical amplifiers (OAs) and optically amplified modules. It applies to OAs using optical fibre amplifiers (OFAs) based on either rare-earth doped



### Semiconductor

The semiconductor materials used in electronic devices are doped under precise conditions to control the concentration and regions of p- and n-type dopants. A



### Application Note 24 A Simplified Test Set for Op Amp Characterization

Testing and other quality control techniques are used to the extent TI deems necessary to support this warranty. Except where mandated by government requirements, testing of all parameters of each



## **Edition 3.0 2023-01 TECHNICAL REPORT**

This part of IEC 61292, which is a Technical Report, describes the characteristic features of semiconductor optical amplifiers (SOAs), including the specific features of gain ripple and



## **REDLINE VERSION TECHNICAL REPORT**

This part of IEC 61292, which is a Technical Report, describes the characteristic features of semiconductor optical amplifiers (SOAs), including the specific features of gain ripple and



## **Edition 2.0 2017-12 TECHNICAL REPORT**

This part of IEC 61292, which is a Technical Report, focuses on semiconductor optical amplifiers (SOAs), especially the specific features and measurement of gain and polarization dependent gain



## **(PDF) Semiconductor Optical Amplifiers and their**

PDF , On Aug 3, 2003, Michael Connelly published Semiconductor Optical Amplifiers and their Applications , Find, read and cite all the research you need on



## Introduction to Semiconductor Optical Amplifiers (SOAs)

Introduction to Semiconductor Optical Amplifiers (SOAs) This chapter is dedicated to the basics and key parameters of semiconductor optical amplifiers (SOAs). The beginning of Sect. 2.1 provides a



## Semiconductor optical amplifiers: recent advances and applications

Owing to advances in fabrication technology and device design, semiconductor optical amplifiers (SOAs) are evolving as a promising candidate for future optical coherent communication links. This

## Semiconductor Optical Amplifiers with Wide Gain

The paper presents a wide-bandwidth, low-polarization semiconductor optical amplifier (SOA) based on strained quantum wells. By





## **Fast and Robust Method for Measuring Semiconductor Optical Amplifier**

In this paper, we present a new, robust multipoint fitting method for gain measurement with a metric for quality estimation of the procedure. The method is able to identify the deleterious effect of

## **(PDF) Testing methodologies and systems for**

In this thesis, the reliability of dilute-mode InP semiconductor optical amplifiers is studied experimentally and theoretically. The aging characteristics of



## **(PDF) The Impact of Polarization-Dependent Gain on**

We derive an engineering methodology and study the impact of polarization-dependent gain (PDG) on the design of cascaded semiconductor



## **Novel Methods of Estimating Polarization Dependence in**

We propose a novel method of precisely measuring the polarization dependence of single pass gain (PDG) in a semiconductor optical amplifier integrated with spot-size converters (SS-SOA).



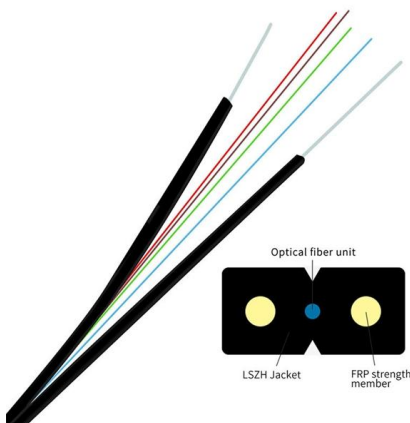
## Semiconductor Optical Amplifiers for Passive Optical Networks

Semiconductor Optical Amplifier Mature technology: Chip is essentially an anti-reflection coated FP laser Industry standard butterfly packaging Cost comparable to EDFA pump laser



## Low Polarization Sensitive Semiconductor Optical Amplifier Co

In this work, a low polarization sensitive SOA based on a bulk active layer is designed, fabricated and characterized. The results of the present work focus on the investigation of low polarization ridge



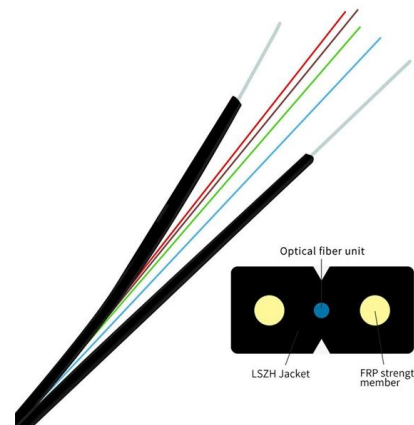
## Agilent Optical Amplifier Test Solutions

To meet these challenges, Agilent offer s modular solutions for single channel optical amplifier test as well as for DWDM amplifier test. Both are based on Agilent's industry-leading optical component test



## WO2020257473A1

Aspects of the present disclosure describe systems, methods and structures for providing semiconductor amplifiers exhibiting a low polarization-dependent gain.



## Testing the optical characteristics of photonic integrated circuits

Testing such a maelstrom of complex components poses many challenges however. Testing key parameters on the myriad of active and passive optical, electronic or RF components contained on


## Agilent Optical Amplifier Test Solutions

are solutions for single channel optical amplifier test as well as for DWDM amplifier test. Both are based on Agilent's industry-leading optical component test platform that act as the fo




## Lecture 10: Semiconductor Optical Amplifiers

Analytic expression do not predicted behavior that depends on  $z$  varying  $n$ . Amplifier discretized into  $N$  sections, each of length  $Dz$  with  $n_i(l,t)$  averaged over  $Dz$ . Both the carrier lifetime (effective) and the



### **Fast and robust method for measuring semiconductor optical amplifier**

The method is able to identify the deleterious effect of imperfections within the test structures, is tolerant to op-tical coupling errors and is well suited to high throughput, generic, automated testing of



### **Low Polarization Sensitive Semiconductor Optical Amplifier Co**

17 dB net gain with a polarization dependent gain (PDG) between 0.3dB and 3dB at 1588nm wavelength and 125 mA bias current for different input optical powers. Keywords: Semiconductor optical

## **Contact Us**

---

For datasheets, pricing, or custom telecom energy solutions, please visit:  
<https://www.koskolong.co.za>