




Adam Tas Corridor Energy

Server Rack System Rack Installation Instructions





Server Rack System Rack Installation Instructions



How to Plan A Server Rack Cabinet Installation

Proper planning for server rack cabinet installation ensures efficient operation, optimal space utilization, and easy maintenance. Learn the essential

How to Rack a Server: Step by Step Guide & Tips 2026

How to Rack a Server: Step by Step Guide & Tips Racking a server means mounting it into a rack frame using rails or shelves. It ensures security,



How to Plan a Server Rack Installation: A Beginner's Guide

Setting up a server rack for the first time might feel a bit intimidating, but don't worry! This guide will take you through all the essential steps, from

Setting Up a Server Rack - Server Rack Installation

In this guide, you'll find the basic steps and tips for installing a server rack. In this article we will



explain all the subtleties of infrastructure arrangement




How To Set Up A Server Rack

Learn how to properly set up and optimize your server rack for maximum efficiency and organization. Our step-by-step guide will make the



A Beginner's Guide on How To Properly Install a Server

A beginner-friendly guide explaining how to properly install a server rack for safe and efficient data center infrastructure setup.



How to Rack a Server: Essential Tips and Step-by-Step

This guide will cover everything you need to know about racking servers, from understanding rack types to installation steps, best practices, and





Rack Installation Guide

Installation Instructions This installation guide provides instructions for trained service technicians installing one or more systems in an open-frame relay rack or in a rack cabinet. The RapidRails™



How to Rack a Server: Step-by-Step Guide & Best Practices

Learn how to rack a server with this detailed step-by-step guide. Includes setup tips, cable management, cooling, and safety practices.



Rack installation instructions

Rack installation instructions Review the documentation that comes with the rack cabinet for safety and cabling information. Before you install the server in a rack cabinet, review the following guidelines:





How to setup a server rack

In this guide, we'll show you the essential steps and considerations for setting up a server rack, ensuring you build an infrastructure that's organized,



25 Steps For Installing New Server Racks

We put together this step-by-step guide to help you through the process. There may be some variation in steps depending on the brand and type of rack you choose (two-post racks versus



How to Rack a Server: Step-by-Step Guide & Best

Learn how to rack a server with this detailed step-by-step guide. Includes setup tips, cable management, cooling, and safety practices.


3 Simple Ways to Assemble a Server Rack

Some 4-post server racks don't use sliding rack rails--and 2-post racks can't use them--so you may need to install your gear a bit differently.



Installing the Server Into a Rack

To rackmount the server, secure the rack to the floor, stabilize the rack, and install the mounting brackets and slide rails. Then, install the server into the rack.



How to Setup a Server Rack: Tips and Tricks {Step-by

This article outlines the steps to setup a server rack and offers the tips and tricks for securely building the rack.



Rack Installation Instructions

Plan the device installation starting from the bottom of the rack cabinet. Install the heaviest device in the bottom of the rack cabinet. Do not extend more than one device out of the rack cabinet at the same

Rack Installation Instructions

- v Install the heaviest device in the bottom of the rack cabinet.
- v Do not extend more than one device out of the rack cabinet at the same time.
- v Remove the rack doors and side panels to provide easier






Rack Installation Guide

Before you begin installing your system in the rack, carefully read "Safety Instructions" as well as the safety instructions found in your system's System Information document for additional information.

Rack Installation Guide

This installation guide provides instructions for trained service technicians installing one or more systems in a rack cabinet. The RapidRails(TM) configuration can be installed without tools in



Rack Installation Instructions

Plan the device installation starting from the bottom of the rack cabinet. Install the heaviest device in the bottom of the rack cabinet. Do not extend more than one device out of the rack cabinet at the same

How to Rack a Server: Mounting Guide

How to Mount Server in a Rack? Before Mounting Installation Process Warnings and Cautions. Learn some server installation best practices >>



Rack Installation Instructions

Rack Installation Instructions Review the documentation that comes with the rack cabinet for safety and cabling information. Before you install the server in a rack cabinet, review the following guidelines:



Eaton REC Series IT Rack

SAFETY WARNINGS This manual contains important instructions that you should follow during installation and maintenance of the REC Series Enclosure. Please read all instructions before



Contact Us

For datasheets, pricing, or custom telecom energy solutions, please visit:
<https://www.koskolong.co.za>