




Adam Tas Corridor Energy

The function of the light sensor module in controlling the lights





Overview

The module receives signals from a controller — this could be triggered by schedules, sensor inputs, app commands, or voice. Based on those signals, it adjusts the lights: turning them on/off, dimming, changing color (if compatible), or even dynamically adapting throughout the. It acts as a bridge between your physical lighting fixtures and the smart systems that manage them. These electrons generate an electrical current or voltage proportional to the intensity of the incident light.



The function of the light sensor module in controlling the lights



Arduino Light Sensor Circuit using LDR

Controlling Relay using LDR with Arduino Instead of controlling an LED according to the brightness and darkness, we can control our home lights or

What Is a Lighting Control Module and How Does It Work?

A lighting control module is a sophisticated smart device that manages lighting functions--on/off switching, dimming, scene creation, and automation via apps, sensors, or



Lighting Control Module

Based on these factors and data that the sensors collect, the lighting control module gives instructions to the lighting fixtures to turn the light ON/OFF,

Sensor Kit

The Grove Light Sensor is a module that is used to measure light intensity. It is an analog component, with values ranging between 0 and



1023. The light sensor is a



What Is An Lighting Control Module ?

The Lighting Control Module can automatically turn lights on or off based on inputs from sensors (like motion or light sensors) or based on pre-set schedules. This



Arduino

Learn how a LDR light sensor module works, how to connect the LDR light sensor module to Arduino, how to program Arduino to detect the light. The detail



03
Easy installation
Meticulous workmanship
Reasonable structure
Stable performance

Arduino

Learn how to use light sensor to control LED. The detail instruction, code, wiring diagram, video tutorial, line-by-line code explanation are provided to help you



What Is a Light Sensor? Types, Uses & Arduino Guide

Learn what a light sensor is, how it works, common types like LDR, and how to interface a light sensor with Arduino for projects.



Smart Lighting Control Systems Explained

A Smart Lighting Control System is an intelligent infrastructure that manages how light sources (LEDs, fixtures, luminaires) are switched, dimmed, color-tuned, or automated based on user

Light Sensor Definition, Types and Applications

The role of the light sensor is to measure the intensity and change of the surrounding light and convert it into an electrical signal output to reflect the



What is a Light Sensor? Types, Uses, Arduino Guide

A light sensor is a photoelectric device that converts light energy (photons) detected to electrical energy (electrons). Seems simple? There is more



Light Sensors - Working Principles, Types, and Application

Light sensors convert the received light energy into electrical signals, which can be processed and interpreted by other electronic components or microcontrollers. How Light Sensors




Light Magic: Using LM393 and Arduino UNO

Automatic light control using a photosensitive LDR sensor module and Arduino. Find this and other hardware projects on Hackster.io.

Light Sensor: A Simple Arduino Tutorial - Easyelecmodule

Additionally, a light bulb with motion sensor--a common smart home device that combines light-sensing and motion-detection functions--also relies on





The Basics of Light Sensor: Its Concept, Function,

This article mainly introduce the basics of light sensors, including the concept, function, principle, and setting method of the light sensor. Familiarity

LDR sensor with Arduino - How to use (with examples)

LDR Configurations Light Dependent Resistors can be purchased in its stand-alone form, or as a module. For the stand-alone you will need a resistor




How to Use Light Sensor: Examples, Pinouts, and Specs

The Light Sensor module is an electronic component designed to detect the presence and intensity of light in the surrounding environment. It is commonly

Lighting Control Modules Explained: Features, Types,

What is a Lighting Control Module? A lighting control module is the "control center" for your lighting system. It acts as a bridge between your physical



Google

Checking your browser before accessing undefined Click here if you are not automatically redirected after 5 seconds. Checking your browser - reCAPTCHA



What is a Lighting Control Module? Essential Guide Inside!

A lighting control module (LCM) is an essential device in intelligent lighting systems, adjusting light based on sensor data and user settings to



Light Sensor Triggers LED - Arduino Tutorial

Introduction Interfacing a Light-dependent resistor (LDR) with an Arduino microcontroller to control an LED based on the ambient light level is a simple yet powerful way to create projects that





Arduino

Learn: how light sensor works, how to connect light sensor to Arduino, how to code for light sensor, how to program Arduino step by step. The detail instruction,



What Is a Light Sensor? Types, Uses & Arduino Guide

Light sensors are essential devices used in a variety of applications to control light intensity. They work by detecting light and converting it into an

How to detect light using an Arduino

In this tutorial, we will explore how to detect light using an Arduino. Light detection is a fundamental aspect of many projects, ranging from automatic



How Does a Light Sensor Work: Detailed Explanation

These sensors play a vital role in various applications, from adjusting screen brightness to controlling lighting systems. Understanding how does a light



Arduino Light Sensor Guide: Projects & Applications

Explore Arduino light sensor projects and applications. Learn how to use light sensors with Arduino for your next DIY electronics project!



Light Sensors - Working Principles, Types, and Application

Light sensors, also known as photoelectric sensors or photosensors, are devices that convert light energy into an electrical signal. They detect the

What Are Light Sensors and How Do They Work?

The core function of a light sensor is to respond proportionally to the amount of light it receives. This characteristic allows them to be used in






LDR Light Sensor - Arduino Tutorial

Applications Street lighting Security cameras
Automotive Indoor lighting Plant growth
Astronomy Photovoltaic systems Conclusion We
hope you have found this LDR Light Sensor
Circuit

How Does a Light Sensor Work , 10 Fascinating Methods ()

A light sensor is a device used to detect and respond to light. It converts lighting levels into electrical signals, which can then be measured or



Contact Us

For datasheets, pricing, or custom telecom energy solutions, please visit:
<https://www.koskolong.co.za>