



Adam Tas Corridor Energy

The relay protection trip value is greater than the set value





Overview

In all electrical relays, the moving contacts are held in place by a continuous force, known as the controlling force. This force keeps the contacts in their normal positions and can be gravitational, spring.



The relay protection trip value is greater than the set value



Relay Protection in HV/MV Substations: Calculations,

Effective relay protection in HV/MV substations requires a thorough approach encompassing calculations, precise settings, meticulous coordination,

Application of Phase and Ground Distance Relays to Three Terminal

The application of distance relays to the protection of three terminal lines is more complex than the application to two terminal lines due to the infinite variety of tap locations, line impedances, source



Transmission Line Distance Relay Protection

If the ratio V/I is less than Z (the impedance of the line section being protected) the relay will trip instantly. If V/I is greater than Z , it indicates that the

Principles and Characteristics of Distance Protection

Distance protection, in its basic form, is a non-unit system of protection offering considerable



economic and technical advantages. Unlike



Transmission Line Setting Calculations - Beyond the Cookbook Part II

Instead of being set greater than all low-side through current as required by the 87L-only method, the 87LP pickup setting only needs to be greater than the maximum tap load current with local



High Set 1 (Is-HS1) & High Set 2 (Is-HS2) and Its

High Set 1 (Is-HS1) is the minimum value of current for which the differential relay will operate without considering 2nd and 5th harmonic blocking.



KEEP ON RUNNING--SELECT MOTOR RELAY SETTINGS TO BALANCE PROTECTION

Additionally, it provides equations to calculate the reset time after a motor stop or trip. Calculating these values before the motor is commissioned can help operators understand how long the relay will





Procedure for Calculating the Trip Current Rating

National Electrical Code, Section 430-32, allows a maximum protection level of 125% for the motor in the above example. Minimum Trip Current: Also called ultimate current, may vary from the trip current



Welcome to Eastern Regional Power Committee ::

Welcome to Eastern Regional Power Committee ::


Relay Protection Settings (PSM, TSM, EL, OL, MF)

Plug Setting Multiplier (PSM) indicates how many times the determined relay secondary current (typically the CT secondary) exceeds the



Transformer Protection Calculations & Settings

The M-3311A relay just desensitizes the 87T element during overexcitation conditions, rather than blocking the 87T element (like some relay mfgs) as it is important to have differential protection



Protection Basics

Relays collect 15-cycle (settable) event reports when ER or any TRIP Relay Word bit asserts, or whenever TRI or PUL serial port command is executed



SPDTableOfContents.qxd

The maximum setting for the ground fault relay (or sensor) can be set to pick up ground faults at a maximum of 1200A and actuate the main switch or circuit breaker to disconnect all phase

Relay Setting Calculations Guide , PDF , Relay

The document outlines the steps for performing setting calculations, including determining required technical data, protection schemes, relay functions, and





How to use Lockout Relay (master trip relay) in

Practical applications of lockout relays on mainstream switchgear and protection and adaptations in modern digital power substations.

Microsoft Word

The directional protection relays are set in accordance with the invariable standard, relevant to all forms of directional relay protection that the current in the system has to go from the substation bus into the



PSM and TMS Settings Calculation of a Relay: Protection

In this case, it needs to change the value of the Plug Setting Multiplier, and no need to change the TMS. While changing Old CT with New CT

A Guide to Understanding Trip Curve for Overload Relays

Trip curves help engineers select the right bimetallic overload relay protection for specific motor applications. They ensure motors receive adequate



Generator Voltage Protective Relay Settings


This guidance document provides examples of how NERC Registered Entities can project their generator voltage protective relay settings to a corresponding POI voltage, or conversely,

A Guide for Calculating Step Distance Relay Settings

Check to see if this setting overreaches by more than 80% of the Zone 1 relay reach on the other lines away from the remote terminal of the protected line with the maximum infeed off.

Pre-Terminated Patch Panel

- Standard 19" width
- Max 144 fibers in 1U
- Ultra-High Density Ready



Dual-rail, easy install & maintain




Lightweight ABS NFO cassette



Premium sheet metal with matte coating

MODEL SETTING CALCULATIONS FOR TYPICAL IEDs LINE PROTECTION

In addition to setting criteria guide lines prepared by Subcommittee on relay/protection under Task Force for Power System Analysis under Contingencies for 220kV, 400kV and 765kV transmission lines, the





Generation Protection Calculations and Settings

o Here are some (not all) Generator/GSU protection relay elements that may require coordination with Transmission protection:
o Coordinate Generation/Transmission protection < every 6 years, or if fault



Meaning of "TRIP AMPS 125 %" on the rating plate of 3RB2, 3RB3,

The specification "TRIP AMPS 125%" on the UL rating plate signifies that the overload relay will trip at 125% of the rated motor current (specified on the motor rating plate) according to the

Distance Protection , Principle , Operation , Applications

The principle and operation of Distance Protection relays have already been discussed here. We shall now consider its application for the protection of



Distribution Automation Handbook

If these currents differ from each other as to the amplitude or phase angle or both more than allowed by the setting values of the relay, the relay will trip. The measuring principle ensures that the relay



Calculate Diesel Generator Protection Setting

Instantaneous overcurrent protection is where a protective relay initiates a breaker trip based on current exceeding a pre-programmed "pickup"



Terminologies used in Protective Relaying

When the actuating quantity, such as the current or voltage in a circuit, reaches a certain preset value, the relay will close its contacts and initiate

A Guide for Calculating Step Distance Relay Settings

The relay setting development process should include a series of steps that guides the settings engineer to achieve reliable and properly coordinated relay settings. First, each utility must develop a solid





Contact Us

For datasheets, pricing, or custom telecom energy solutions, please visit:
<https://www.koskolong.co.za>