



Adam Tas Corridor Energy

Virtualizing a Huawei Core Switch





Virtualizing a Huawei Core Switch



CloudEngine S3700, S5700, and S6700 Series Switches Typical

CloudEngine S3700, S5700, and S6700 Series Switches Typical Configuration Examples (V600) Virtualization Stack Example for Setting Up a Stack (Three Devices)

Configuring Devices to Be Managed by the Controller (in the Hybrid

Context On a large or midsize campus network, switches running V600 (such as the S8700) can function as core switches and be deployed together with switches running V200 (such as



Huawei Core Switch: Network's Beating Heart? Can Centralized

"Centralized" sounds like a relic in the age of edge computing--until you realize chaos needs a conductor. The Huawei core switch thrives here by acting as a single source of truth

Huawei Switch Virtualization Can Network Agility Redefine Modern

Ultimately, embracing Huawei switch virtualization transcends swapping one switch



technology for another. It's a strategic pivot towards building a network core defined



CloudEngine Series Data Center Switches

Huawei CloudEngine series switches are high-performance cloud switches designed for next-generation data centers and high-end campus networks. The series

Non-virtualization Solution Configuration Examples (Core Switch as

Non-virtualization Solution Configuration Examples (Core Switch as the User Gateway and Native WAC)



CloudEngine 12800 Series High-Performance Core Switches

On a typical campus network, two CE12800 switches are virtualized into a logical core switch using CSS technology. Multiple CE6800 switches at the aggregation layer form a logical switch using iStack





CX320 Switch Module V100R001 Configuration Guide 14

Huawei Agile Controller-DCN can function as an nCenter. During deployment, select the Agile Controller-DCN matching the software version of CX320 switches as the nCenter. Figure 12-172



FusionCompute

FusionCompute is a fully Huawei in-house developed computing virtualization software. FusionCompute provides the tuned high-performance and high

Configuring the Core Switch to Be Managed by the Controller

Context After devices to be managed are added to the campus network site, iMaster NCE-Campus needs to establish management channels with the devices, so that it can manage the devices and



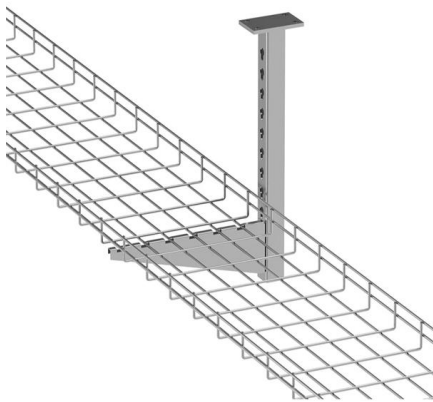
Configuring VSs

Configuring VSs Applicable Products and Versions CE16800, CE12800 and CE12800E series switches (excluding the CE12800E configured with FD-X series cards) V100R002C00 and later versions For



Network Switches , Huawei Enterprise

Huawei campus switches are ideal for building future-proof campus networks with simplified management, high reliability, and service intelligence, across industries



Native AC Solution: Core Switches Function as the Gateway for Wired

In addition, core switches are configured with the native AC function to manage APs and transmit wireless service traffic on the entire network, implementing wired and wireless convergence.


Example for Configuring VSs

As shown in Figure 2-10, SwitchA is a core switch on the network and carries multiple Layer 2 and Layer 3 services. On the network, all services need to be processed by the main processing units (MPUs)




CloudEngine 1800V Virtual Switch

Control virtual networks the same way you control physical networks: The Agile Controller (Huawei's SDN controller) enables network administrators to manage both CE1800V and physical network



CloudEngine 12800 Series High-Performance Core Switches

Product Overview The CloudEngine 12800 series switches (CE12800 for short) are high-performance core switches designed for data center networks and high-end campus networks. Using the Huawei



Huawei Core Switch: Network's Beating Heart? Can Centralized

Every enterprise network has a silent dictator--the Huawei core switch. Buried in server rooms or data centers, this unassuming device governs traffic flow between departments, cloud platforms, and

Configuring Devices to Be Managed by the Controller (in the Hybrid

Context On a large or midsize campus network, the S8700 can function as the core switch and be deployed together with the S12700, S7700, and S5700, that is, a hybrid networking scenario, as





SME Network Solution Typical Configuration Examples

"Gateway (AR720) + Core Switch + Access Switch + AP + AR180" Networking: Huawei eKit Cloud Management "Gateway + Core Switch + Access Switch + WAC + AP" Networking: Local Entire

Dell+Huawei Core switch Connectivity , DELL

In a perfect world you would ideally use all Dell, that is so you could have the two core switches use VLT, but with the introduction of the Huawei VLT



SME Network Solution Typical Configuration Examples

"Gateway + Switch + AP" Networking: Local Entire-Network Deployment (EasyWeb) "Gateway (S380) +Core Switch +Access Switch +AP" Networking: Huawei eKit Cloud Management

Configuring APs to Join a Native WAC (Core Switch)

As shown in Figure 4-9, in the centralized gateway solution, if VXLAN is deployed across core and access layers on the fabric and the core switch functions as a native WAC, an AP joins the





Configuring the Core Switch to Be Managed by the Controller

Context After devices to be managed are added to the network site Tenant_Campus, iMaster NCE-Campus needs to establish management channels with the devices, so that it can manage the

Configuring the Core Switch

When configuring interfaces and routes, you need to specify a VPN instance to isolate public network routes from the return routes from the firewalls destined for the egress routers through



Core Switch Functioning as the Native WAC

Context In this solution, you need to log in to the web system of the WAC (core switch) to configure WLAN services. Assume that there are three wireless SSIDs, one each for employees, dumb

Configuring the Core Switch to Be Managed by the Controller

Configuring the Core Switch to Be Managed by the Controller Context After devices to be managed are added to the network site Tenant_Campus, iMaster NCE-Campus needs to establish



Configuring Aggregation and Access Switches to Be Managed by the

Context On a large or midsize campus network, a few aggregation or access switches may be manually added to iMaster NCE-Campus, without batch importing the switch information

Networking Description

This best practice describes the deployment roadmap based on the three-layer networking commonly deployed in the virtualization solution (centralized gateway scenario). In this networking, aggregation



Contact Us

For datasheets, pricing, or custom telecom energy solutions, please visit:
<https://www.koskolong.co.za>