




**Adam Tas Corridor Energy**

# **What is the appropriate current for thermal relay protection**





## Overview

---

Protection Level: Is the relationship between trip current rating and full-load current. IEC 60255 defines standards, formulas, and performance requirements, enabling accurate calculations and real-world applications. An in-depth guide to overload relays current settings, focusing on correct matching of current ratings, trip settings for thermal protection, and practical advice for electricians. The full-load current at a given voltage indicated on the nameplate is normative for setting the overload relay. Because of the variable voltages around the world, motors for pumps are made to be used at both 50 Hz and 60 Hz in a wide voltage range.



## What is the appropriate current for thermal relay protection




### Calculation and selection guide for Thermal Relay

So the current of the thermal relay we choose is 8A. Thermal relays often have a current adjustment range, set the working current, we can choose

### 6 Types of Thermal Overload Relays for Motor Protection

Understanding Thermal Overload Relays for Motor Protection Thermal overload relays are crucial components in the protection of electric



### Thermal overload relay T16

In compliance with international and national standards, the setting current is the rated current of the motor and not the tripping current (no tripping at  $1.05 \times I$ , tripping at  $1.2 \times I$ ;  $I =$  setting current). The



### Thermal Overload Relays Explained: Your Guide to Safe

Learn about thermal overload relays and their



important role in motor protection, ensuring safe, downtime-free, efficient operation in electrical systems.



### **Overload Relays Current Setting: Expert Guide for**

Overload relays current settings are vital to protect motors from damage. Learn how to match current ratings and set trip settings for thermal

### **IEEE Guide for Protective Relay Applications to Power Transformers**

Types of transformer failures This guide deals primarily with the application of electrical relays and over-current protective devices to detect the fault current that results from an insulation failure.



### **Thermal overload relays**

relay setting current. The table show indicators of maximum current value which are refer to higher value relay setting dependent on ambient temperature and additionally there show factors



## How to Choose a Thermal Relay for Motor Protection?

Thermal Relays for Motor Overload Protection: Principles, Selection, and Application In motor control systems, fuses are primarily used for short-circuit protection. However, they cannot protect against



## How to know if you set the correct current on a motor

The full-load current at a given voltage indicated on the nameplate is normative for setting the overload relay. Because of the variable voltages around

## What is a thermal overload relay, and how does it work?

A thermal overload relay is a protective device used in electrical circuits to prevent motors and other equipment from overheating due to excessive



## How to know if you set the correct current on a motor

The full-load current at a given voltage indicated on the nameplate is normative for setting the overload relay. Because of the variable voltages around



## What Are Thermal Overload Relays: Complete Guide to

Learn everything about thermal overload relays - how they work, types (bimetallic, electronic), applications, and why they're essential for motor



## Types of Relays

Introduction To Relay and Different Types of Relays , Its Terminals, Working and Applications  
Relays are the essential component for protection and switching of a

## THERMAL OVERLOAD CALCULATION

In order for the Thermal overload protection function to operate correctly, it is essential that the circuit breaker to be closed and its associated closing signal, 52a, to be recognized by the relay.




## Thermal Overload Relay , Motor Safety Types

Understanding Thermal Overload Relays and Motor Safety In the world of engineering, ensuring the longevity and safety of electric motors is



## Thermal Relay , Overheat Protection Function

Understanding Thermal Relays and Overheat Protection Thermal relays are a fundamental component in the field of electrical engineering,



## 6 Types of Thermal Overload Protection for Motors

1. Bimetallic Thermal Overload Relay Bimetallic thermal overload relays involve two metals with different rates of thermal expansion bonded

## How does a thermal relay work

Learn how thermal relays function to protect electrical devices from overloads by monitoring and responding to excessive heat due to current flow.



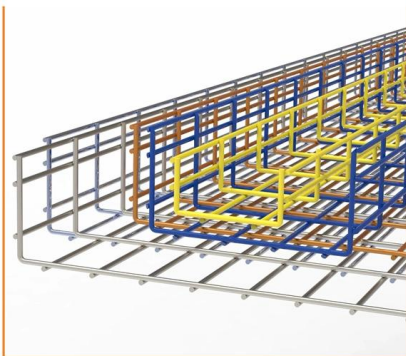


## Microsoft Word

From this basic method, the graded overcurrent relay protection system, a discriminative short circuit protection, has been formulated. This should not be mixed with 'overload' relay protection, which

## What characteristics should we look at when searching

There are several key characteristics that should be considered to ensure it provides effective and reliable protection in a specific application. Here are the primary



## Thermal Overload Relays Explained: Working Principles and Overload

Understand how thermal overload relays protect industrial motors. Learn working principles, circuit structure, key parameters,

## Motor Overload Setting Table: A Complete Guide

Find the full-load current (FLC) from the nameplate or catalog. Use the motor overload setting table to find the recommended setting range. Set the



## Thermal Relays: Overcurrent Protection

Thermal relays are not as fast as magnetic relays in responding to sudden short circuits. Therefore, to ensure quick protection against sudden

## Overcurrent Protection Fundamentals

Relay protection against high current was the earliest relay protection mechanism to develop. From this basic method, the graded overcurrent relay protection system, a discriminative short circuit



## Keep on Running--Select Motor Relay Settings to Balance Protection

INTRODUCTION Thermal protection settings of electric motors can often be challenging to set in a way that maximizes motor availability while providing adequate protection. This paper describes the





## The fundamentals of protection relay co-ordination and

Among the various possible methods used to achieve correct relay co-ordination are those using either time or overcurrent, or a combination of both.



## Overload Relay Calculator - IEC: Accurate Motor

Calculate IEC-compliant overload relay settings quickly and accurately with our easy-to-use Overload Relay Calculator. Ensure motor protection today!

## Microsoft Word

In the simplest protection relays the thermal replica is built based on the nominal current, the pick-up setting, the trip class, and the ambient temperature. In modern relays, however, the most advanced



## Contact Us

---

For datasheets, pricing, or custom telecom energy solutions, please visit:  
<https://www.koskolong.co.za>