



Adam Tas Corridor Energy

What is the maximum power supported by the stepper dimming module





Overview

It's compact, affordable, and capable of handling up to 2 amps per coil—enough power for most small to mid-sized stepper motors. L298N Module can control up to 4 DC motors, or 2 DC motors with directional and speed control. TMC2209 SilentStepStick is a step/direction driver for two-phase bipolar stepper motors having a current of up to 2. Control using GRAFIK Eye 3000 Series Control Units, Lutron Wallbox Controls, Spacer System, or any incandescent dimmer or Class 2 momentary contact raise/lower control. Ideal for higher lumen applications, the MT100AxxxAQ_CP Series is a 100W, constant-current, programmable outdoor LED driver that operate from 249-528 VAC input with excellent power factor.



What is the maximum power supported by the stepper dimming mo




Fluorescent dimming systems

Dimming fluorescent light saves energy
Fluorescent lighting uses much less power than incandescent lighting. In a typical installation, a 32 watt compact fluorescent lamp provides approximately the

Best Practices for Dynamic 0-10VDC LED Lighting Control

OVERVIEW In dynamic lighting control applications, "0-10" describes the use of an analog controller to adjust the voltage in a 2-wire (+10VDC and Common) bus connecting the controller to one or more



MT100AxxxAQ_CP

Ideal for higher lumen applications, the 100W constant current programmable outdoor dimming LED driver that operate from 249~528 VAC input with excellent

Step-by-Step Guide: Arduino Stepper Motor Control with

Follow this step-by-step guide to control a stepper motor with Arduino using the DRV8825



driver for precision and efficiency.



Vive PowPak Dimming Module with 0 -10 V Control SPEC (3691045)

0 -10 V- controlled LED drivers or fluorescent ballasts based on input from Pico remote controls and Radio Powr Savr sensors. The Dimming Module with 0 -10 V- Control is ideal for small areas (e.g.,



L298N Motor Driver Module Pinout, Datasheet, Features

This module consists of an L298 motor driver IC and a 78M05 5V regulator. L298N Module can control up to 4 DC motors, or 2 DC motors with



TB6600 Stepper Motor Driver : Datasheet & Its

The TB6600 stepper motor driver has a wide input power range, (9-42VDC) of power supply, and generates 4 Amps peak current, supporting



THE BASICS OF DIMMING

Fluorescent: Electronic Fluorescent Dimming Ballast Special dimmers are designed and UL listed to send power and control signals to each type of electronic fluorescent dimming ballast.

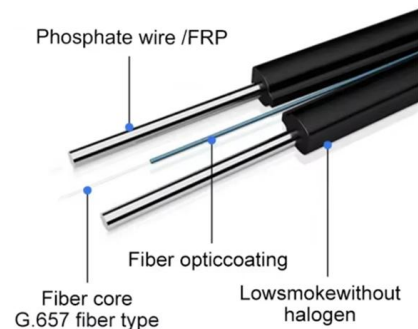


TMC2209 Stepper Motor Driver module - Electronics

The integrated power MOSFETs handle motor currents up to 2A RMS with protection and diagnostic features for robust and reliable operation. On top of

What are Dimming Curves and How to Choose

What are dimming curves and how to choose? MOONS' LED drivers offer a variety of dimmer curve options that can be adapted to the dimmers and controllers from



The Basics of 0.1% Deeply Dimmable LED Driver

The three primary lighting objectives when considering dimming are that it be smooth, deep, and has a low risk of visible distractions or physiological effects of



Lutron Vive PowPak Phase Select Dimming Module : Installation Manual

Only perform this step during initial installation
Note: For periodic testing and maintenance of emergency systems, use a toggle switch or breaker to ensure proper operation. Note: Momentary power outages



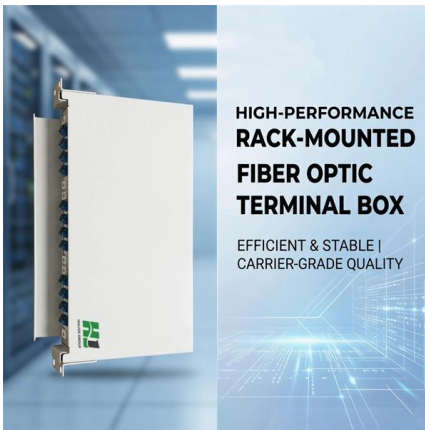
0-10V Dimming Basics and Troubleshooting

0-10V Dimming Basics and Troubleshooting. What is 0-10V? "0-10" refers to the use of an analog controller that adjusts the voltage in a 2-wire bus connecting the

New Step-Dimming Module for LED Drivers from

Thomas Research Products has introduced a new step-dimming module that offers easy bi-level dimming control for LED luminaires. Thomas





Understanding 0-10V Dimming with Shelly Plus 0-10V Dimmer

Understanding 0-10V Dimming Technology 0-10V dimming is a popular analog lighting control protocol utilized in LED lighting systems. This technique adjusts the brightness of LED lights by varying the

How to Use TMC2209 Stepper motor Driver: Examples,

This circuit controls a bipolar stepper motor using a tb6600 micro stepping motor driver and a DKC-1A stepper motor controller. The system is powered by a



Dimmers for LED Lighting

Find the perfect LED dimmer to smoothly adjust brightness and create the ideal lighting atmosphere. Our selection includes PWM, 0-10V, and TRIAC dimmers, ensuring compatibility with a variety of

Phase-Adaptive Power Module SPEC 369835

Phase-Adaptive Power Module Provides dimming control for 1 zone of a full 16 A lighting load. May be used to dim incandescent, halogen, electronic low-voltage, magnetic low-voltage, neon/cold cathode.





Control Stepper Motor with DRV8825 Driver Module

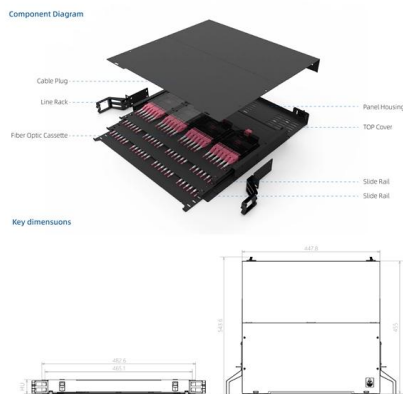
That's where stepper motor drivers come in! And one of the most widely used and beginner-friendly options is the DRV8825 stepper motor driver.

TMC2209 Stepper Motor Driver module - SilentStepStick

PDF file

HP_2_4_6.qxp - Lutron Electronics Company Inc

Use two #12AWG (2.5mm²) wires to connect the Control Unit's feed to the Dimming Module's control circuit. This allows Dimming Modules to draw 40W/VA power for internal operations.



Control Stepper Motor with A4988 Driver Module & Arduino

This driver can handle up to 35 volts and deliver 2 amps of electrical current. That's enough power to run popular stepper motors like the NEMA 17


LED Dimming Guide: A Complete Overview

Dive in to LED dimming with this complete guide covering forward and reverse phase, PWM, and 0-10V dimming. Learn how to choose compatible dimmers, install them safely, and



L298N Motor Driver Module User Guide , Wiring & Code - Envistia Mall

Whether you're building a robot, a motorized camera slider, or just experimenting with motor control, this module is a great starting point. It's affordable, well-documented, and compatible



TMC2208 Motor Driver Module

Reviews This stepper motor driver module can be used separately or in




LUTRON Vive PowPak Phase Select Dimming Module User Manual

Vive PowPak Phase Select Dimming Module The Vive PowPak Phase Select Dimming Module is a remote-mountable, radio-frequency (RF) dimmer that can operate independently or as a part of a



Demystifying 0-10V Dimming: The Ultimate Guide to

Learn about the different wiring methods for 0-10v dimming systems, including series wiring, parallel wiring, and loop-in/loop-out wiring. Discover the advantages and




Dimming 101: An Intro to Dimmers -- 1000Bulbs Blog

Since LED bulbs typically operate on low Voltage, they require a driver in order to step-down 120 Volts to approximately 12 or 24 Volts. If we were


Control Stepper Motor with A4988 Driver Module & Arduino

That's where stepper motor drivers come in! And one of the most widely used and beginner-friendly options is the A4988 stepper motor driver. It's



AC Dimmer Modules with Arduino and ESP

Learn how to control the brightness of AC lights using an AC dimmer module and Arduino. This comprehensive guide covers module features, working



Contact Us

For datasheets, pricing, or custom telecom energy solutions, please visit:
<https://www.koskolong.co.za>