



**Adam Tas Corridor Energy**

# **Zero-sequence overvoltage protection for 3U0 and 3U0j in relay protection**





## Zero-sequence overvoltage protection for 3U0 and 3U0j in relay pro

---

### power

My goal is to prove the direction and magnitude of  $U_0$  and  $I_0$  seen by the two protection relays during a single phase to earth fault in LINE 1. By my



### ZERO SEQUENCE OVERVOLTAGE RELAY

On request both versions are available with blocking input and output and with time start output. Settings are made on front face by means of two 8-poles DIP-SWITCHES that allow to obtain a wide and



### Advanced Microgrid Protection Utilizing Zero Sequence Components

Microgrid protection and ground fault management are critical aspects of modern power distribution systems, especially with the increasing integration of Distributed Generators (DGs) such



### A new scheme of zero-sequence overcurrent protection of converter

With this scheme, the converter transformer



ZMIC can be identified at any stage, and the protection can be blocked under any zero-sequence over-current protection delay.



### **Zero-Sequence Protection in Power Grids , PDF**

It analyzes the detection of zero-sequence overvoltage protection ( $U_0>$ ) and negative-sequence overvoltage protection ( $U_2>$ ) in the case of three types of

### **Considerations in Choosing Directional Polarizing Methods for Ground**

Besides transformer neutral current and negative-sequence, other polarizing methods are available, including zero sequence voltage, as well as a few lesser known methods. This report describes the



### **Transformer Protection Settings: Zero-Sequence**

Expert guide to grounding transformer protection configuration: zero-sequence overcurrent (0.1-0.3x rated), overvoltage (1.2-1.3x phase voltage),



## Residual Definite Time Overvoltage protection

The residual definite time overvoltage protection function operates according to definite time characteristics, using the RMS values of the fundamental Fourier component of the zero sequence



## Control-Hardware-in-the-Loop Study of Islanding: 3VO and 3IO Events

Other types and designs of inverters may be able to trip faster by detecting the overvoltage event or by using shorter anti-islanding detection cycles or other forms of anti-islanding protection.

## Paper Title (use style: paper title)

Keywords-- Residual overvoltage protection, protection relay, settings, ground fault, zero-sequence voltage I. INTRODUCTION The most common fault in an electrical network, regardless of its




## Experience, Improvements in Operation, Limitations, and Successes

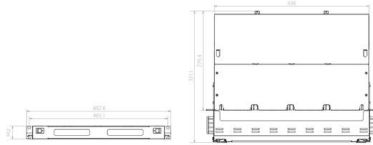
Historically, ETESAL provided ground-fault protection on the 46 kV system by using a zero-sequence overvoltage relay (59N) with automatic time-delayed sequential tripping of feeders.



Component Diagram



Key dimensions



## Multiple Zero Sequence 3u0 1V-100V Overvoltage Protection

Real-time measurement and display of zero-sequence 3U0 voltage value, which is convenient for users to judge the working status of the system; and if the zero-sequence 3U0 voltage is found to be too



### zero-sequence voltage protection , Working Principle,roleS & Setting


This article introduces the working principle of zero-sequence voltage protection, explains its function, and summarizes the calculation of zero-sequence voltage protection settings.



## CX-018886: Alternative 3VO Ground Fault Overvoltage Protection with

Ground Fault Overvoltage Detection and Protection is an important part of integrating renewable energy sources onto the grid. Current methods are costly and can take up to 1 year to approve and permit.





## Experience, Improvements in Operation, Limitations, and Successes

Traditional ground-fault protection for ungrounded net-works uses a simple overvoltage protective relay measuring the zero-sequence voltage component (59N). Fig. 4 illustrates the protective scheme in a

### Zero sequence overvoltage protection (LCZSPTOV) for DTT \_ Setting

Zero sequence components are present in all abnormal conditions involving earth. They can reach considerably high values during earth faults. The "Zero sequence overvoltage protection" is a definite



### 5.13. Negative sequence overvoltage protection (ANSI 47)

[View online or download PDF \(7 MB\) Schneider Electric Easergy P3 P3U10, P3U20 and P3U30 Instruction manual o Easergy P3 P3U10, P3U20 and P3U30 measuring, testing & control PDF](#)

### IRU-Pro

IRU\_PRO relays will operate from the zero sequence voltage, which is calculated internally, or from the residual voltage, which is measured directly or internally




## Zero-Sequence Voltage Relays , Tutorials on Electronics

A zero-sequence voltage relay is a protective device designed to detect imbalances in three-phase power systems by measuring the zero-sequence voltage component.



### spau110c\_tob\_750357enc.fm

Application The residual overvoltage relay SPAU 110 C is designed to be used for earth fault protection and supervision in isolated neutral, resistance earthed or reactance earthed systems.




## Influence of distributed generation on the protection principles of a

Distributed Generation (DG) influences the traditional protection schemes. In this paper the influence of DG on the protections of the Belgian grid operator, Elia, is explained for a 70 kV/15 kV transformer in



## Loss of Effective System Grounding - Best Practices, Protection

If a ground fault occurs on the system, a ground overcurrent relay or impedance relay recognizes the zero-sequence current flow and takes the appropriate action. Having an effectively grounded system



## Transformer Protection Settings: Zero-Sequence

Its setting value is determined based on normal zero-sequence voltage fluctuation range during system operation, typically 15 to 30V (secondary)

## Microsoft PowerPoint

A primary motor protective element of the motor protection relay is the thermal overload element and this is accomplished through motor thermal image modeling. This model must account for thermal



## Zero sequence overvoltage protection (LCZSPTOV) for DTT \_ Setting

Overview Zero sequence components are present in all abnormal conditions involving earth. They can reach considerably high values during earth faults. The "Zero sequence overvoltage protection" is a



## Optimization of zero-sequence voltage compensation for zero-sequence

With the purpose to explain the problem above in depth, this paper first theoretically analyzes the adaptability of the zero-sequence voltage compensation for zero-sequence directional



## Contact Us

---

For datasheets, pricing, or custom telecom energy solutions, please visit:  
<https://www.koskolong.co.za>